

PHNOM PENH WATER SUPPLY AUTHORITY
(Co.0839 Et/2012)
(Incorporated in Cambodia)

CONDENSED INTERIM FINANCIAL INFORMATION
FOR THE QUARTER AND TWELVE-MONTH PERIOD ENDED 31 DECEMBER 2021

PHNOM PENH WATER SUPPLY AUTHORITY
(Incorporated in Cambodia)

**CONDENSED INTERIM FINANCIAL INFORMATION
FOR THE QUARTER AND TWELVE-MONTH PERIOD ENDED 31 DECEMBER 2021**

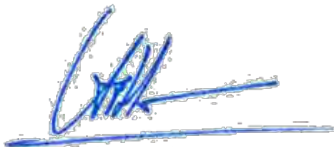
CONTENTS	Page
STATEMENT BY THE DIRECTORS	1
CONDENSED INTERIM STATEMENT OF FINANCIAL POSITION	2 - 3
CONDENSED INTERIM STATEMENT OF PROFIT OR LOSS AND OTHER COMPREHENSIVE INCOME	4
CONDENSED INTERIM STATEMENT OF CHANGE IN EQUITY	5
CONDENSED INTERIM STATEMENT OF CASH FLOWS	6 - 7
NOTES TO THE CONDENSED INTERIM FINANCIAL INFORMATION	8 - 17
REPORT ON THE REVIEW OF CONDENSED INTERIM FINANCIAL INFORMATION	18 - 19

PHNOM PENH WATER SUPPLY AUTHORITY
(Incorporated in Cambodia)


STATEMENT BY THE DIRECTORS

In the opinion of the directors, the accompanying condensed interim statement of financial position of the Phnom Penh Water Supply Authority ("PPWSA") as at 31 December 2021, and the related condensed interim statement of profit or loss and other comprehensive income, condensed interim statement of changes in equity and condensed interim statement of cash flows for the quarter and twelve-month period then ended, and notes to the condensed interim financial information (collectively known as "Condensed Interim Financial Information") are presented fairly, in all material respects, in accordance with Cambodian International Accounting Standard 34 *Interim Financial Reporting*.


Signed on behalf of the Board of Directors,



OUM SOTHA
Chairman of the Board of Director



LONG NARO
Director General



DENG POLYDEN
Deputy Director General
In charge of Finance

Date: 10 February 2022

PHNOM PENH WATER SUPPLY AUTHORITY
(Incorporated in Cambodia)

**CONDENSED INTERIM STATEMENT OF FINANCIAL POSITION
AS AT 31 DECEMBER 2021**

	Note	Unaudited 31.12.2021 KHR'000	Audited 31.12.2020 KHR'000
ASSETS			
Non-current assets			
Property, plant and equipment	4	1,879,194,659	1,573,602,099
Intangible assets		12,530,278	13,083,204
Total non-current assets		<u>1,891,724,937</u>	<u>1,586,685,303</u>
Current assets			
Inventories		143,731,508	78,612,888
Trade and other receivables		24,875,167	25,642,206
Contract assets	5	66,024,580	42,922,547
Loan to employees		7,956,651	7,956,651
Short-term investments	6	68,163,833	46,759,714
Current tax receivables		-	4,643,326
Cash and cash equivalents	7	89,659,538	71,395,505
Total current assets		<u>400,411,277</u>	<u>277,932,837</u>
TOTAL ASSETS		<u>2,292,136,214</u>	<u>1,864,618,140</u>
EQUITY AND LIABILITIES			
Equity attributable to owners of PPWSA			
Share capital		619,315,886	541,227,282
Reserves		418,038,410	352,473,530
Retained earnings		129,273,917	88,351,845
TOTAL EQUITY		<u>1,166,628,213</u>	<u>982,052,657</u>
Non-current liabilities			
Borrowings	8	790,359,750	517,288,403
Deferred government and other grants		16,812,186	18,822,093
Deferred tax liabilities		72,307,299	62,506,657
Other payables	9	69,446,073	65,195,836
Total non-current liabilities		<u>948,925,308</u>	<u>663,812,989</u>

PHNOM PENH WATER SUPPLY AUTHORITY
(Incorporated in Cambodia)

**CONDENSED INTERIM STATEMENT OF FINANCIAL POSITION
AS AT 31 DECEMBER 2021 (CONTINUED)**

		Unaudited	Audited
		31.12.2021	31.12.2020
	Note	KHR'000	KHR'000
Current liabilities			
Trade and other payables	9	127,299,585	156,599,805
Borrowings	8	23,128,518	30,847,173
Contract liabilities	5	1,788,894	3,616,566
Current tax liabilities		24,365,696	27,688,950
Total current liabilities		<u>176,582,693</u>	<u>218,752,494</u>
TOTAL LIABILITIES		<u>1,125,508,001</u>	<u>882,565,483</u>
TOTAL EQUITY AND LIABILITIES		<u>2,292,136,214</u>	<u>1,864,618,140</u>

The Condensed Interim Statement of Financial Position should be read in conjunction with the audited financial statements for the financial year ended 31 December 2020 and the accompanying explanatory notes attached to this condensed interim financial information.

PHNOM PENH WATER SUPPLY AUTHORITY
(Incorporated in Cambodia)

**CONDENSED INTERIM STATEMENT OF PROFIT OR LOSS
AND OTHER COMPREHENSIVE INCOME
FOR THE QUARTER AND TWELVE-MONTH PERIOD ENDED 31 DECEMBER 2021**

	Note	Unaudited		Unaudited	Audited
		Three-month period ended		Twelve-month period ended	
		31.12.2021	31.12.2020	31.12.2021	31.12.2020
		KHR'000	KHR'000	KHR'000	KHR'000
Income:					
Sale	10	76,670,760	76,590,280	282,369,797	281,649,338
Construction service fee		6,709,409	8,333,304	26,241,989	23,324,228
Foreign exchange gains - net		1,652,286	-	2,273,984	-
Other income		7,643,907	1,960,544	58,259,487	19,394,290
		<u>92,676,362</u>	<u>86,884,128</u>	<u>369,145,257</u>	<u>324,367,856</u>
Expenses:					
Depreciation and amortisation charges		(14,738,961)	(12,467,515)	(55,194,412)	(50,402,360)
Electricity costs		(8,495,816)	(9,502,763)	(35,791,983)	(37,062,063)
Employee benefits expense		(17,414,704)	(14,457,160)	(63,631,237)	(56,041,219)
Raw materials for water treatment		(2,707,674)	(3,349,475)	(9,541,982)	(10,523,255)
Raw materials for household water connections		(966,606)	(703,699)	(3,163,768)	(2,520,109)
Repairs and maintenance		(1,918,207)	(1,174,468)	(7,050,855)	(8,578,366)
Construction service expense		(9,153,504)	(6,650,404)	(22,448,213)	(18,220,555)
Reversal of impairment on loan to employees, net		-	-	-	130,437
Other operating expenses		(8,267,449)	(2,540,563)	(15,226,506)	(8,259,697)
Foreign exchange losses - net		-	(2,667,135)	-	(3,303,997)
		<u>(63,662,921)</u>	<u>(53,513,182)</u>	<u>(212,048,956)</u>	<u>(194,781,184)</u>
Operating profit		29,013,441	33,370,946	157,096,301	129,586,672
Finance income	11	5,017,710	4,452,646	16,964,309	7,622,934
Finance costs	12	(965,795)	(3,886,125)	(8,204,024)	(16,463,129)
Profit before tax		33,065,356	33,937,467	165,856,586	120,746,477
Income tax	13	(11,112,495)	(15,151,657)	(36,582,669)	(32,394,632)
Profit for the period, representing total comprehensive income for the period		21,952,861	18,785,810	129,273,917	88,351,845
Earnings per share attributable to owners:					
Basic earnings per share (KHR)		252.41	216.00	1,486.37	1,015.85
Diluted earnings per share (KHR)		252.41	216.00	1,486.37	1,015.85

The Condensed Interim Statement of Profit or Loss and Other Comprehensive Income should be read in conjunction with the audited financial statements for the financial year ended 31 December 2020 and the accompanying explanatory notes attached to this condensed interim financial information.

PHNOM PENH WATER SUPPLY AUTHORITY
(Incorporated in Cambodia)

**CONDENSED INTERIM STATEMENT OF CHANGES IN EQUITY
FOR THE QUARTER AND TWELVE-MONTH PERIOD ENDED 31 DECEMBER 2021**

	Note	Share capital KHR'000	Reserves KHR'000	Retained earnings KHR'000	Total KHR'000
Unaudited					
Balance at 1 January 2021		541,227,282	352,473,530	88,351,845	982,052,657
Profit for the financial period, representing total comprehensive income for the period		-	-	129,273,917	129,273,917
Transactions with owners					
Capital contribution		78,088,604	-	-	78,088,604
Transfer to reserves		-	65,564,880	(65,564,880)	-
Dividends	14	-	-	(22,786,965)	(22,786,965)
Total transactions with owners		78,088,604	65,564,880	(88,351,845)	55,301,639
Balance at 31 December 2021		619,315,886	418,038,410	129,273,917	1,166,628,213
Audited					
Balance at 1 January 2020		541,227,282	339,185,444	33,291,913	913,704,639
Profit for the financial period, representing total comprehensive income for the period		-	-	88,351,845	88,351,845
Transactions with owners					
Transfer to reserves		-	13,288,086	(13,288,086)	-
Dividends	14	-	-	(20,003,827)	(20,003,827)
Total transactions with owners		-	13,288,086	(33,291,913)	(20,003,827)
Balance at 31 December 2020		541,227,282	352,473,530	88,351,845	982,052,657

The Condensed Interim Statement of Changes in Equity should be read in conjunction with the audited financial statements for the financial year ended 31 December 2020 and the accompanying notes attached to the condensed interim financial information.

PHNOM PENH WATER SUPPLY AUTHORITY
(Incorporated in Cambodia)

CONDENSED INTERIM STATEMENT OF CASH FLOWS
FOR THE QUARTER AND TWELVE-MONTH PERIOD ENDED 31 DECEMBER 2021

	Unaudited Twelve-month period ended 31.12.2021 KHR'000	Audited 31.12.2020 KHR'000
Cash flows from operating activities		
Profit before tax	165,856,586	120,746,477
Adjustments for:		
Amortisation of intangible assets	1,702,419	2,183,058
Depreciation of property, plant and equipment	53,491,993	48,219,302
Amortisation of deferred government and other grants	(2,009,907)	(2,137,745)
Waiver of dividends payable	(36,372,177)	-
Reversal of impairment on loan to employees, net	-	(130,437)
Written off of property, plant and equipment	5,749,176	592,041
Finance income	(2,706,044)	(1,164,471)
Finance costs	6,436,677	5,059,682
Net unrealised foreign exchange (gain)/loss	(8,092,449)	8,659,499
Operating profit before changes in working capital	184,056,274	182,027,406
(Increase)/Decrease in inventories	(65,118,620)	25,142,980
Decrease/(Increase) in trade and other receivables	1,376,002	(11,324,167)
Decrease in trade and other payables	(12,321,104)	(87,692,065)
Increase in contract assets	(23,102,033)	(29,601,464)
(Decrease)/Increase in contract liabilities	(1,827,672)	740,306
Increase in refundable water deposits	4,250,237	4,381,574
Net cash from operations	87,313,084	83,674,570
Income tax paid	(25,473,919)	(9,857,156)
Net cash from operating activities	61,839,165	73,817,414
Cash flows from investing activities		
Purchase of property, plant and equipment	(282,259,431)	(200,919,032)
Purchase of intangible assets	(1,133,062)	(304,095)
Assets transfer from Tbong Khmum Water Supply	(78,192,260)	-
Increase in short-term investments	(21,404,119)	(28,850,447)
Interest capitalised on qualifying assets	(4,398,469)	(3,714,515)
Interest received	2,109,045	1,079,958
Net cash used in investing activities	(385,278,296)	(232,708,131)

PHNOM PENH WATER SUPPLY AUTHORITY
(Incorporated in Cambodia)

CONDENSED INTERIM STATEMENT OF CASH FLOWS
FOR THE QUARTER AND TWELVE-MONTH PERIOD ENDED 31 DECEMBER 2021 (CONTINUED)

	Unaudited	Audited
	Twelve-month period ended	Twelve-month period ended
	31.12.2021	31.12.2020
	KHR'000	KHR'000
Cash flows from financing activities		
Proceed from capital contribution	78,088,604	-
Dividend paid	(3,418,042)	(25,971,916)
Drawdown of borrowings	303,185,292	234,052,743
Interest paid	(7,556,383)	(1,200,329)
Repayments of borrowings	(28,596,307)	(31,806,346)
Net cash generated from financing activities	341,703,164	175,074,152
Net increase in cash and cash equivalents	18,264,033	16,183,435
Cash and cash equivalents at the beginning of the period	71,395,505	55,212,070
Cash and cash equivalents at the end of the period	89,659,538	71,395,505

The Condensed Interim Statement of Cash Flows should be read in conjunction with the audited financial statements for the financial year ended 31 December 2020 and the accompanying explanatory notes attached to the condensed interim financial information.

PHNOM PENH WATER SUPPLY AUTHORITY
(Incorporated in Cambodia)

**NOTES TO THE CONDENSED INTERIM FINANCIAL INFORMATION
FOR THE QUARTER AND TWELVE-MONTH PERIOD ENDED 31 DECEMBER 2021**

1. CORPORATE INFORMATION

Phnom Penh Water Supply Authority ("PPWSA") is under the technical supervision of the Ministry of Industry and Handicraft ("MIH") and the financial supervision of the Ministry of the Economy and Finance ("MoEF"), and has its headquarter in Phnom Penh. PPWSA is acknowledged as having the economic characteristic of a public enterprise by the Ministry of Commerce under the registration number Co.0839 Et/2012, dated 27 March 2012.

The registered office of the PPWSA is No. 45, Street 106, Sangkat Srah Chork, Khan Daun Penh, Phnom Penh, Kingdom of Cambodia.

The principal activities of PPWSA are to process and distribution of water for general used by the public in the city of Phnom Penh. The objectives of the PPWSA are to:

- Invest in, build, enlarge, operate, repair and maintain the means of water sanitation and distribution;
- Manage devices to increase water production, and improve services and water quality to meet demand;
- Operate the business, services and related duties for water supply in accordance with the Board of Director's resolutions and the laws of Cambodia;
- Cooperate with local and external development partners on technology, trade and finance in order to improve and develop the PPWSA in accordance with government policy; and
- Ensure sustainable production processes, business and finance for the public interest.

2. BASIS FOR PREPARATION

The condensed interim financial information of PPWSA is unaudited and have been prepared in accordance with the provision of the Cambodian International Accounting Standard 34 *Interim Financial Reporting*.

The condensed interim financial information does not include all notes of type normally included in an annual financial statements, however, selected explanatory notes are included to explain events and transactions that are significant to an understanding of the changes in PPWSA's financial position and performance since the last annual financial statements. Accordingly, this condensed interim financial information is to be read in conjunction with the annual audited financial statements for the financial year ended 31 December 2020 and any public announcements made by PPWSA during the interim reporting period.

The accounting policies adopted are consistent with those of the previous financial year and corresponding interim reporting period.

3. SEASONAL OR CYCLICAL FACTOR

Except for those disclosed in the notes to the condensed interim financial information, PPWSA's operations are not materially affected by seasonal or cyclical factors.

PHNOM PENH WATER SUPPLY AUTHORITY
(Incorporated in Cambodia)

**NOTES TO THE CONDENSED INTERIM FINANCIAL INFORMATION
FOR THE QUARTER AND TWELVE-MONTH PERIOD ENDED 31 DECEMBER 2021 (CONTINUED)**

4. PROPERTY, PLANT AND EQUIPMENT

	Unaudited	Audited
	31.12.2021	31.12.2020
	KHR'000	KHR'000
Cost		
Balance at the beginning of financial year	2,075,369,345	1,827,579,498
Additions	364,850,160	249,933,042
Transfer to intangible assets	(16,431)	(1,551,154)
Written-off	(16,050,026)	(592,041)
Balance at the end of the financial year	<u>2,424,153,048</u>	<u>2,075,369,345</u>
Accumulated depreciation		
Balance at the beginning of financial year	501,767,246	453,547,944
Depreciation for the financial year	53,491,993	48,219,302
Written-off	(10,300,850)	-
Balance at the end of the financial year	<u>544,958,389</u>	<u>501,767,246</u>
Carrying amount		
Balance at the end of the financial year	<u>1,879,194,659</u>	<u>1,573,602,099</u>

During the quarter and twelve-month period ended 31 December 2021, PPWSA made the following cash payment for its additions of property, plant and equipment:

	Unaudited	Audited
	Twelve-month period ended	Twelve-month period ended
	31.12.2021	31.12.2020
	KHR'000	KHR'000
Additions	364,850,160	249,933,042
Assets transfer from Tbong Khmum Water Supply	(78,192,260)	-
Increase in payables and performance guarantee	-	(45,299,495)
Interest capitalised on qualifying assets	(4,398,469)	(3,714,515)
Cash payment for purchase of property, plant and equipment	<u>282,259,431</u>	<u>200,919,032</u>

PHNOM PENH WATER SUPPLY AUTHORITY
(Incorporated in Cambodia)

**NOTES TO THE CONDENSED INTERIM FINANCIAL INFORMATION
FOR THE QUARTER AND TWELVE-MONTH PERIOD ENDED 31 DECEMBER 2021 (CONTINUED)**

5. CONTRACT ASSETS / (LIABILITIES)

	Unaudited 31.12.2021 KHR'000	Audited 31.12.2020 KHR'000
Contract assets		
Contract assets relating to construction service contracts	536,051	4,861,270
Contract assets relating to water revenue	65,488,529	38,061,277
	<u>66,024,580</u>	<u>42,922,547</u>
Contract liabilities		
Contract liabilities relating to construction service contracts	<u>1,788,894</u>	<u>3,616,566</u>

6. SHORT-TERM INVESTMENTS

These represent fixed deposit placed with financial institutions for a period of between four to twelve months (2020: four to twelve months), and earn interest at rates ranging from 1.50% to 4.25% (2020: 1.50% to 4.00%) per annum.

The comparative figures have been reclassified to conform to current period's presentation.

7. CASH AND CASH EQUIVALENTS

	Unaudited 31.12.2021 KHR'000	Audited 31.12.2020 KHR'000
Cash and bank balances	68,363,538	50,215,505
Short-term deposits	21,296,000	21,180,000
	<u>89,659,538</u>	<u>71,395,505</u>

The comparative figures have been reclassified to conform to current period's presentation.

PHNOM PENH WATER SUPPLY AUTHORITY
(Incorporated in Cambodia)

**NOTES TO THE CONDENSED INTERIM FINANCIAL INFORMATION
FOR THE QUARTER AND TWELVE-MONTH PERIOD ENDED 31 DECEMBER 2021 (CONTINUED)**

8. BORROWINGS

	Currency	Nominal interest rate	Year of maturity	Carrying amount KHR'000
Balance at 1 January 2021				548,135,576
Drawdown				
AfD - Credit No. 1176.01 S	USD	0.900%	2038	123,434,316
European Investment Bank	USD	0.610% - 0.965%	2048	145,536,001
AfD - Credit No. 1244.01M	USD	0.35% - 0.55%	2039	34,214,975
Repayments				
<u>Principle</u>				
MoEF - JICA	JPY	0.660%	2049	(1,728,566)
MoEF - ADB	SDR	1.650%	2037	(2,379,119)
AfD - Credit No. 1075.03 S	EUR	0.880%	2021	(4,978,400)
AfD - Credit No. 1121.01 F	EUR	0.250%	2025	(19,510,222)
<u>Interest</u>				
MoEF - JICA	JPY	0.660%	2049	(322,302)
MoEF - ADB	SDR	1.650%	2037	(637,888)
AfD - Credit No. 1075.03 S	EUR	0.880%	2021	(22,223)
AfD - Credit No. 1121.01 F	EUR	0.250%	2025	(210,313)
AfD - Credit No. 1174.01 P	USD	1.800%	2037	(4,006,639)
AfD - Credit No. 1176.01 S	USD	0.900%	2038	(885,092)
European Investment Bank	USD	0.610% - 0.965%	2048	(1,471,926)
Accrued interest				6,436,677
Realised exchange gain				(24,138)
Unrealised exchange gain				(8,092,449)
Balance at 31 December 2021				813,488,268

PHNOM PENH WATER SUPPLY AUTHORITY
(Incorporated in Cambodia)

**NOTES TO THE CONDENSED INTERIM FINANCIAL INFORMATION
FOR THE QUARTER AND TWELVE-MONTH PERIOD ENDED 31 DECEMBER 2021 (CONTINUED)**

9. TRADE AND OTHER PAYABLES

	Note	Unaudited 31.12.2021 KHR'000	Audited 31.12.2020 KHR'000
Non-current:			
Other payables			
Refundable water deposits		69,446,073	65,195,836
Current:			
Trade payables			
Third parties		33,251,064	78,123,933
Amounts owing to a director	(a)	23,613,139	-
		<u>56,864,203</u>	<u>78,123,933</u>
Other payables			
Accrued staff incentive		9,241,237	8,743,427
Amount due to Phnom Penh Municipality		47,455,958	38,524,322
Performance guarantee		67,344	67,313
Dividends payable		-	17,003,254
Other tax payable		293,258	584,751
Accruals		6,146,076	7,191,258
Other payables		7,231,509	6,361,547
		<u>70,435,382</u>	<u>78,475,872</u>
Total trade and other payables (current)		<u>127,299,585</u>	<u>156,599,805</u>
Total trade and other payables (non-current and current)		<u>196,745,658</u>	<u>221,795,641</u>

- (a) Amount owing to a director represents trade balances with Long Naro, a director general of the Company who were appointed on 12 August 2021. This is unsecured, non-interest bearing, repayable upon demand and is expected to be settled in cash.

PHNOM PENH WATER SUPPLY AUTHORITY
(Incorporated in Cambodia)

**NOTES TO THE CONDENSED INTERIM FINANCIAL INFORMATION
FOR THE QUARTER AND TWELVE-MONTH PERIOD ENDED 31 DECEMBER 2021 (CONTINUED)**

10. SALE

	Unaudited		Unaudited	Audited
	Three-month period ended		Twelve-month period ended	
	31.12.2021	31.12.2020	31.12.2021	31.12.2020
	KHR'000	KHR'000	KHR'000	KHR'000
Water sales:				
- households	28,626,918	28,792,658	112,290,774	111,165,503
- commercial	35,247,522	35,985,822	128,582,099	131,475,633
- public administration institution	7,074,798	6,941,415	20,990,921	19,365,133
- autonomous state authorities	149,378	109,927	509,264	528,632
- wholesalers	2,627,259	2,360,256	9,333,345	8,603,177
Rounding difference on water sales revenue	18,042	18,160	66,249	66,287
Less: Invoice cancellations	(508,656)	(253,754)	(3,188,402)	(1,969,455)
	<u>73,235,261</u>	<u>73,954,484</u>	<u>268,584,250</u>	<u>269,234,910</u>
Water connection revenue	2,582,048	1,640,137	9,735,973	8,745,995
Water meter replacement charges	759,608	970,834	3,871,144	3,512,035
Spare parts and meter sales	93,843	24,825	178,430	156,398
	<u>76,670,760</u>	<u>76,590,280</u>	<u>282,369,797</u>	<u>281,649,338</u>

11. FINANCE INCOME

	Unaudited		Unaudited	Audited
	Three-month period ended		Twelve-month period ended	
	31.12.2021	31.12.2020	31.12.2021	31.12.2020
	KHR'000	KHR'000	KHR'000	KHR'000
Interest income on bank deposits	907,534	406,457	2,706,044	1,164,471
Unrealised foreign exchange gain on borrowings	4,110,176	4,046,189	14,258,265	6,458,463
	<u>5,017,710</u>	<u>4,452,646</u>	<u>16,964,309</u>	<u>7,622,934</u>

12. FINANCE COSTS

	Unaudited		Unaudited	Audited
	Three-month period ended		Twelve-month period ended	
	31.12.2021	31.12.2020	31.12.2021	31.12.2020
	KHR'000	KHR'000	KHR'000	KHR'000
Interest expense on borrowings	1,621,584	1,387,844	6,436,677	5,059,682
Unrealised foreign exchange loss on borrowings	28,613	3,563,150	6,165,816	15,117,962
Interest capitalised on qualifying assets	(684,402)	(1,064,869)	(4,398,469)	(3,714,515)
	<u>965,795</u>	<u>3,886,125</u>	<u>8,204,024</u>	<u>16,463,129</u>

PHNOM PENH WATER SUPPLY AUTHORITY
(Incorporated in Cambodia)

**NOTES TO THE CONDENSED INTERIM FINANCIAL INFORMATION
FOR THE QUARTER AND TWELVE-MONTH PERIOD ENDED 31 DECEMBER 2021 (CONTINUED)**

13. INCOME TAX

Income tax expense is recognised at an amount determined by multiplying the profit before tax for the interim reporting period by management's best estimate of the weighted-average annual income tax rate expected for the full financial year, adjusted for the tax effect of certain items recognised in full in the interim period. As such, the effective tax rate for the annual financial statements may differ from management's estimate of the effective tax rate for the annual financial statements.

PPWSA's effective tax rate for the quarter and twelve-month period ended 31 December 2021 was 22% (quarter and twelve-month period ended 31 December 2020: 27%). The change in effective tax rate was mainly contributed by the recognition of under provision of 2019's income tax expense in 2020.

14. DIVIDENDS

	Unaudited	Audited
	Twelve-month period ended	
	31.12.2021	31.12.2020
	KHR'000	KHR'000
Recognised during the financial period		
Dividend for the financial period ended 31 March of KHR262 per ordinary share	22,786,965	-
Dividend for the financial period ended 30 June of KHR230 per ordinary share	-	20,003,827
	<hr/>	<hr/>

15. RELATED PARTY TRANSACTIONS

PPWSA has the following significant transactions with related parties:

(a) Government-related entities

Government-linked corporations are related to PPWSA by virtue of the substantial shareholdings of Ministry of Economy and Finance ("MoEF"). Entities directly controlled by the Government are collectively referred to as government-related entities to PPWSA.

The Government and bodies controlled or jointly controlled by the Government of Cambodia are related parties to PPWSA. PPWSA enter into transactions with many of these bodies, which include but are not limited to purchasing of goods, including use of public utilities and amenities, and the placing of bank deposits.

All the transactions entered into by PPWSA with the government-related entities are conducted in the ordinary course of PPWSA's businesses on negotiated terms or terms comparable to those with other entities that are not government-related, except otherwise disclosed elsewhere in the condensed interim financial information.

PHNOM PENH WATER SUPPLY AUTHORITY
(Incorporated in Cambodia)

**NOTES TO THE CONDENSED INTERIM FINANCIAL INFORMATION
FOR THE QUARTER AND TWELVE-MONTH PERIOD ENDED 31 DECEMBER 2021 (CONTINUED)**

15. RELATED PARTY TRANSACTIONS (CONTINUED)

(a) Government-related entities (continued)

PPWSA is principally involved in the process and distribution of water as part of its ordinary operations. These services are carried out generally on commercial terms that are consistently applied to all customers. These transactions have been established on terms and conditions that are not materially different from those obtainable in transactions with unrelated parties.

Apart from the individually significant transactions and balances as disclosed elsewhere in the condensed interim financial information, PPWSA have collectively, but not individually significant transactions with related parties.

(b) Key management personnel compensation

Total key management personnel compensation is analysed as below:

	Unaudited	Audited
	Twelve-month period ended	Twelve-month period ended
	31.12.2021	31.12.2020
	KHR'000	KHR'000
Salaries and other expenses	2,435,463	2,397,823

16. FINANCIAL RISK MANAGEMENT OBJECTIVES AND POLICIES

The financial risk management objective of PPWSA is to optimise value creation for its shareholders whilst minimising the potential adverse impact arising from volatility of the financial markets.

The Board of Directors are responsible for setting the objectives and underlying principles of financial risk management of PPWSA. The management then establishes the detailed policies such as authority levels, oversight responsibilities, risk identification and measurement and exposure limits in accordance with the objectives and underlying principles approved by the Board of Directors.

(a) Credit risk

Credit risk is the risk of financial loss to PPWSA if a counter party to financial instrument fails to perform as contracted. PPWSA is mainly exposed to credit risk from credit sales. It is PPWSA policy to monitor for financial standing of these counter parties on an ongoing basis to ensure that PPWSA is exposed to minimal credit risk.

PPWSA's primary exposure to credit risk arises through its trade receivables from its customers. The credit period is one months and PPWSA seeks to maintain strict control over its outstanding receivables to minimise the credit risk. Overdue balances are reviewed regularly by management.

PHNOM PENH WATER SUPPLY AUTHORITY
(Incorporated in Cambodia)

**NOTES TO THE CONDENSED INTERIM FINANCIAL INFORMATION
FOR THE QUARTER AND TWELVE-MONTH PERIOD ENDED 31 DECEMBER 2021 (CONTINUED)**

16. FINANCIAL RISK MANAGEMENT OBJECTIVES AND POLICIES (CONTINUED)

(b) Liquidity and cash flow risk

Liquidity and cash flow risk arises from PPWSA's management of working capital. It is the risk that PPWSA will encounter difficulty in meeting its financial obligations when due.

PPWSA actively manages its debt maturity profile, operating cash flows and the availability of funding so as to ensure that all operating, investing and financing needs are met. In liquidity risk management strategy, PPWSA maintains a level of cash and cash equivalents deemed adequate to finance PPWSA's activities.

(c) Interest rate risk

Interest rate risk is the risk that the fair value or future cash flows of the financial instruments of PPWSA would fluctuate because of changes in market interest rates.

The exposure of PPWSA to interest rate risks arises primarily from borrowings. PPWSA manages its interest rate exposure by closely monitoring the debt market and where necessary, maintaining a prudent mix of fixed and floating rate borrowings. PPWSA does not use derivative financial instruments to hedge any debt obligations.

(d) Fair values

The following table shows the carrying amounts and fair values of financial assets and financial liabilities. It does not include fair value information for financial assets and financial liabilities not measured at fair value if the carrying amount is a reasonable approximation of fair value.

Trade and other receivables, contract assets, loan to employees, short-term investments, cash and cash equivalents, trade and other payables, contract liabilities are not included in the table below. Their carrying amount is a reasonable approximation of fair value.

	Carrying amount KHR'000	Fair value of financial instruments not carried at fair value KHR'000
Borrowings		
31.12.2021	813,488,268	821,446,238
31.12.2020	548,135,576	554,052,862

Level 3 fair value

Fair value on financial instruments not carried at fair value

The fair value of borrowings is determined using the discounted cash flows method based on discount rates that reflects the issuer's borrowing rate as at the end of the reporting date.

PHNOM PENH WATER SUPPLY AUTHORITY
(Incorporated in Cambodia)

**NOTES TO THE CONDENSED INTERIM FINANCIAL INFORMATION
FOR THE QUARTER AND TWELVE-MONTH PERIOD ENDED 31 DECEMBER 2021 (CONTINUED)**

17. CAPITAL COMMITMENTS

At the end of the current financial quarter, PPWSA has commitment on capital expenditure in respect of:

	Unaudited Twelve-month period ended 31.12.2021 KHR'000	Audited Twelve-month period ended 31.12.2020 KHR'000
Construction of water treatment plant	393,733,852	560,603,615
Consultation services	7,771,956	10,762,234
Purchase of iron pipes, fitting and accessories	3,405,060	83,993,610
	<u>404,910,868</u>	<u>655,359,459</u>

During the quarter and twelve-month period ended 31 December 2021, PPWSA discovered that the commitments disclosed in the condensed interim financial information for the quarter and nine-month period ended 30 September 2021 had been erroneously reported. The following summarises the impacts on the condensed interim financial information for the quarter and nine-month period ended 30 September 2021:

	Unaudited Nine-month period ended 30.9.2021 As previously reported		
	KHR'000	KHR'000	KHR'000
Construction of water treatment plant	445,367,776	(16,578,752)	428,789,024
Consultation services	8,957	9,255,641	9,264,598
Purchase of iron pipes, fitting and accessories	1,057	7,323,111	7,324,168
	<u>445,377,790</u>	<u>-</u>	<u>445,377,790</u>

18. SEGMENTAL REPORTING

Segmental reporting is not presented as PPWSA is principally engaged in the processing and distribution water for general used by the public in the city of Phnom Penh and the provision of other related services, which are substantially within a single business segment and this is consistent with the current practice of its internal reporting. PPWSA operates in Cambodia.

19. COMPARATIVE FIGURES

Certain comparative figures have been reclassified to conform to current period's presentation.

20. AUTHORISATION OF CONDENSED INTERIM FINANCIAL INFORMATION

The condensed interim financial information of PPWSA for the quarter and twelve-month period ended 31 December 2021 were authorised for issue by the Board of Directors on...

Baker Tilly (Cambodia) Co., Ltd.
Certified Public Accountants
No. 87, Street 294,
Sangkat Boeung Keng Kang 1,
Khan Chamka Morn,
Phnom Penh,
Cambodia.

T: +855 23 987 100/
+855 23 987 388

info@bakertilly.com.kh
www.bakertilly.com.kh

Registration No. Co.0839 Et/2012

**REPORT ON THE REVIEW OF CONDENSED INTERIM FINANCIAL INFORMATION
TO THE MEMBERS OF PHNOM PENH WATER SUPPLY AUTHORITY**
(Incorporated in Cambodia)

Introduction

We have reviewed the accompanying condensed interim statement of financial position of Phnom Penh Water Supply Authority ("PPWSA") as at 31 December 2021 and the related condensed interim statement of profit or loss and other comprehensive income, condensed interim statement of changes in equity and condensed interim statement of cash flows for the quarter and twelve-month period then ended, and notes to the condensed interim financial information (collectively referred to as "condensed interim financial information of PPWSA"). The directors of PPWSA are responsible for the preparation and fair presentation of the condensed interim financial information of PPWSA in accordance with the Cambodian International Accounting Standard ("CIAS") 34 *Interim Financial Reporting*. Our responsibility is to express a conclusion on the condensed interim financial information of PPWSA based on our review.

Scope of review

We conducted our review in accordance with International Standard on Review Engagements 2410 *Review of Interim Financial Information Performed by the Independent Auditor of the Entity* ("ISRE 2410"). A review of condensed interim financial information consists of making inquiries, primarily of persons responsible for financial and accounting matters, and applying analytical procedures and other review procedures. A review is substantially less in scope than an audit conducted in accordance with the Cambodian International Standards on Auditing and consequently does not enable us to obtain assurance that we would become aware of all significant matters that might be identified in an audit. Accordingly, we do not express an opinion.

Conclusion

Based on our review, nothing has come to our attention that causes us to believe that the accompanying condensed interim financial information of PPWSA are not presented fairly, in all material respects, in accordance with Cambodian International Accounting Standard 34 *Interim Financial Reporting*.

Registration No. Co.0839 Et/2012

**REPORT ON THE REVIEW OF CONDENSED INTERIM FINANCIAL INFORMATION
TO THE MEMBERS OF PHNOM PENH WATER SUPPLY AUTHORITY (CONTINUED)**
(Incorporated in Cambodia)

Other Matter

The financial statements of PPWSA for the financial year ended 31 December 2020 and the condensed interim financial information of PPWSA for the quarter and twelve-month period ended 31 December 2020 were audited and reviewed by another firm of certified public accountants whose report dated 24 March 2021 and 1 March 2021 expressed an unmodified opinion and unmodified conclusion, on those financial statements and condensed interim financial information respectively.



Baker Tilly (Cambodia) Co., Ltd.
Certified Public Accountants

Phnom Penh, Kingdom of Cambodia

Date: **10 FEB 2022**



Tan Khee Meng
Certified Public Accountant

PART4.- Management's Discussion and Analysis

A. Overview of operations

1- Revenue analysis

PPWSA generates revenues from three main sources – water sales, construction service fees and other incomes.

- **Water sales revenue** is sourced from water consumption – domestic/households, commercial and industrial, administrative, rented rooms, and wholesalers. This revenue is reported net of discounts, allowances and credits and is recognized based on the volume of water supplied to the customers. Water bills are issued every two months.
- **Construction service revenue** is sourced from the fees of construction services related to the expansion of distribution network PPWSA constructs for a construction company.
- **Other revenues/incomes** are sourced from water meter maintenance charge, sales of water connection materials, penalty charges for unauthorized water use, and others.
 - **Water meter maintenance revenue** is generated from the monthly meter maintenance charge on a basis of KHR50 per 1mm of water meter diameter. This revenue is used to cover the cost of future replacement of water meters for the customers.
 - **Plumbing material sales revenue** is generated from the sale of water meters, pipes and fittings.
 - **Penalty fees** is a revenue generated from penalties for customers' late payments penalties and illegal connections.
 - - **Other revenues** are generated from contributions by commercial and industrial customers for installing special network connections into their properties and fees earned for collection of sewerage maintenance charges on behalf of Phnom Penh Municipality.

➤ The period ended 31 December 2021 compared to the period ended 31 December 2020

	Fourth Quarter 2021 (KHR'000)	Fourth Quarter 2020 (KHR'000)	Changes (KHR'000/Percent)	
Total revenues	92,676,362	86,884,128	5,792,234	6.67%

Total revenue increased by KHR 92,676,362,000 or 6.67%, from KHR 86,884,128,000 for the period ended 31 December 2020 to KHR 5,792,234,000 for the period ended 31 December 2021 . This increase was primarily due to the special income, which increase in the other income by 5,941,905,000 Riels or 2,387.09%.

2- Revenue analysis by segment

The analyses of PPWSA's revenues by segment are shown as below

	Fourth Quarter 2021 (KHR'000)		Fourth Quarter 2020 (KHR'000)	
Sale	76,670,760	82.73%	76,590,280	88.15%
Construction service fee	6,709,409	8.24%	8,333,304	9.59%
Foreign exchange gains - net	1,652,286	1.78%	-	-
Other income	7,643,907	8.25%	1,960,544	2.26%

A. Overview of operations (con't)

2- Revenue analysis by segment (con't)

The following are the only analyses of significant revenue streams by segment:

➤ The period ended 31 December 2021 compared to the period ended 31 December 2020

	Fourth Quarter 2021		Fourth Quarter 2020		Changes		
	Volume	Amount	Volume	Amount	Volume	Amount	Amount
	(M ³)	(KHR'000)	(M ³)	(KHR'000)	(M ³)	(KHR'000)	(%)
Water Sales-Household	28,348,033	28,626,918	27,361,297	28,792,658	986,736	(165,740)	(0.48%)
Water Sales-Commercial	19,883,591	35,247,522	20,985,822	35,985,822	(880,542)	(738,300)	(2.05%)

- Revenue from household sales

Revenue decreased by KHR 165,740,000 or 0.48%, from KHR 28,626,918,000 for the period ended Q4_2020 to KHR 28,792,658,000 for the period ended Q4_2021 due to average tariff decreased by 42.87 Riels/m³ of 1,053.79 Riels/m³ to 1,010.92 Riels/m³.

- Revenue from commercial and industrial sales

Revenue decreased by KHR 738,300,000 or 2.05%, from KHR 35,247,522,000 for the period ended Q4_2020 to KHR 35,985,822,000 for the period ended Q4_2021 due to monthly consumption per connection decreased by 3.53 Riels/m³ of 96.84 Riels/m³ to 93.31 Riels/m³.

A. Overview of operations (con't)

3- Gross profit margin analysis

PPWSA prepared and presented its income statements by nature, without showing gross profit. However, this presentation enables discussions and analyzes on the operating profit which is calculated by subtracting operating expenses from total income.

Details of the operating expenses will be discussed in Item "A.4" below.

4- Profit before tax

Profit before tax is derived from the subtraction of operating expenses from the gross revenues and net finance income (expenses). In discussing and analyzing the operating expenses, we considered the total expenses as follows.

➤ The period ended 31 December 2021 compared to the period ended 31 December 2020

	Fourth Quarter 2021 (KHR'000)	Fourth Quarter 2020 (KHR'000)	Changes (KHR'000/Percent)	
Total revenues	92,676,362	86,884,128	5,792,234	6.67%
Depreciation and amortisation charges	(14,738,961)	(12,467,515)	(2,271,446)	(18.22%)
Electricity costs	(8,495,816)	(9,502,763)	1,006,947	10.60%
Employee benefits expense	(17,414,704)	(14,457,160)	(2,957,544)	(20.46%)
Raw materials for water treatment	(2,707,674)	(3,349,475)	641,801	19.16%
Construction service expenses	(9,153,504)	(6,650,404)	(2,503,100)	(37.64%)
Finance income	5,017,710	4,452,646	565,064	12.69%
Finance costs	(965,795)	(3,886,125)	2,920,330	75.15%
Profit before tax	33,065,356	33,937,467	(82,111)	(2.57%)

PPWSA earned profit before tax of KHR 33,065,356,000 for the period ended Q4_2021 and KHR 33,937,467,000 for the period ended Q4_2020, representing an decrease of KHR 872,111,000 or 2.57%. The decrease in profit before tax was primary due to the increase in total revenues by KHR 5,792,234,000 or 6.67%, but the increase in depreciation and amortisation charges by KHR 2,271,446,000 or 18.22% and increase in employee benefits expense by KHR 2,957,544,000 or 20.16% compared with the period ended Q3_2020.

A. Overview of operations (con't)

5- Profit for the financial year

Under the Law on Commercial Enterprises, in the context of duties and taxes, PPWSA had to pay annual taxes at the rate of 20%. This 20% tax is calculated by applying the 20% tax rate on the taxable profit.

➤ The period ended 31 December 2021 compared to the period ended 31 December 2020

	Fourth Quarter 2021 (KHR'000)	Fourth Quarter 2020 (KHR'000)	Changes (KHR'000/Percent)	
Profit before tax (a)	33,065,356	33,937,467	(82,111)	(2.57%)
Tax expense (b)	(11,112,495)	(15,151,657)	4,039,162	(26.66%)
Profit for the financial year	21,952,861	18,785,810	3,167,051	16.86%
Total comprehensive income for the financial year	21,952,861	18,785,810	3,167,051	16.86%
Effective tax reate (b)/(a)	33.61%	44.65%		

PPWSA earned profit for the financial period of KHR 21,952,861,000 in Q4_2021 and KHR 18,785,810,000 in Q4_2020, representing an increase of KHR 3,167,051,000 or 16.86%. The increase in profit for the financial year was due to the increase in finance income-Net by KHR 3,485,394,000 or 615.23%.

6- Analysis of factors and trends analysis affecting financial conditions and results

All the past profits as well as its year-on-year growth were generated due to the following contributory factors:

- **NRW rate:** PPWSA utilized an effective mechanism to reduce NRW to 9.71% in this quarter. It is a critical factor enabling PPWSA to ensure its financial viability and sustainable enterprise development.
- **Increase in customer base:** To generate revenues from water sales, PPWSA increased its customer base, expanding its service coverage to unserved areas by filling up its coverage with distribution network in Phnom Penh and its surroundings areas, in particular, the economically potential ones.
- **Increase in average water tariff:** Finding new commercial and industrial customers increased PPWSA's average water tariff because the tariff for this customer category is higher than that of other customer categories.
- **Operating expenses management:** PPWSA managed these expenses, especially the electricity consumption cost which is huge and significant in the water treatment process, through the introduction of new technologies such as variable speed distribution pumps. In 2012, PPWSA started using low-cost raw materials for water treatment efficiency – Poly Aluminium Chloride (PAC) instead of alum.

- **Strict practices in procurement process:** The Authority has strictly adhered to applicable laws, regulation and other guidelines in relation to the procurement process for purchases of pipelines, material and raw materials. This process is transparency and encourages market price competition, which allows the Authority to make low cost purchases, without neglecting quality.
- **Collection ratio:** This rate not only gave PPWSA high liquidity but also adequate capability to use the working capital effectively.
- **Cash management:** With the above high collection ratio, PPWSA was capable enough to manage its cash efficiently. With this, PPWSA reserved cash as working capital for 2-3 months, and invested available cash in short-term fixed deposits at commercial banks with high interest rates. PPWSA also scrutinize risks and benefits associated with the high interest rates.
- **Selection of low-rate financiers:** Due to the increasing water demand, PPWSA is in need of finance for its investment projects, such as construction of WTPs, and laying of transmission and distribution pipes. PPWSA has sought international development partners such as AFD to get the low interest rate financing.
- **Economic situation:** Changes in economic circumstances impacted on the average monthly water consumption per connection, which led to fluctuations in the average water tariff.

B. Significant Factors Affecting Profit

1- Demand and supply conditions analysis

According to a study on water demand against the population growth in Phnom Penh due to the expansion of its surrounding areas, PPWSA will construct additional water treatment plants in 2 phases at Bakheng. The investment project for Bakheng WTP Phase 1, with a production capacity of 195,000m³/day, is scheduled to be put into operation in 2022. Bakheng WTP Phase 2 will be constructed soon after 2021, with additional production capacity of 195,000m³/day to meet the clean water demand from 2025 onwards.

2- Variations in prices of raw materials analysis

Variation in prices of raw materials for water treatment might slightly affect the production cost because the portion of this cost is not higher than 10% of the operating expenses. However, PPWSA adhered very strictly to the procurement procedures to ensure the conformity of raw material prices to market prices, and this procedure allows PPWSA to obtain low competitive prices.

3- Tax analysis

Under the Law on Commercial Enterprises, in the context of duties and taxes, PPWSA is obliged to pay duties and taxes as stipulated in the existing laws and regulations. PPWSA is required to pay taxes under the real regime tax system and is a large taxpayer determined by General Department of Taxation.

4- Exceptional and extraordinary items analysis

At the end of the period ended 31 December 2021, the management learned that PPWSA did not have any exceptional and extraordinary items.

C- Material changes in sales and revenues

PPWSA's main revenues are the sales of safe water which is a basic need of Phnom Penh residents. The water sales represented more than 80% of gross revenue in Q4_2021. PPWSA is also the monopoly water supplier in Phnom Penh and its outskirts. Revenues may grow, subject to the demography including the enlargement of Phnom Penh capital and the migration of provincial residents to Phnom Penh.

D- Impact of foreign exchange, interest rates and commodity prices

D.1- Impact of exchange rate

The Authority maintains its accounting records in functional currency – “Cambodian Riel (KHR)”. All transactions carried out in foreign currencies must be converted into Cambodian Riel based on the average exchange rate on the transaction date. Gain or loss arising from the translation and the settlement of assets and liabilities denominated in foreign currencies into Riel is recognized in the comprehensive income statement.

D.2- Impact of interest rates

D.2.1- Impact of interest rate on interest income

Due to the absence of currency market in Cambodia, PPWSA could afford only short-term investments in one-year fixed deposits at local commercial banks.

D.2.2- Impact of interest rate on interest expense

PPWSA has had two financing sources with floating and fixed interest rates. The fixed-rate financing was received via MEF from ADB at the interest rate of 1.65% per annum, and from JICA at the interest rate of 0.66% per annum. The floating-rate loan is received directly from AFD at the interest rate of 6-month EURIBOR - 1.35%. The interest rate must range from 0.25% to 5.21% per annum.

D.2.3- Impact of raw materials prices

Through PPWSA's procurement procedure in compliance with the existing laws and regulations, as well as other guidelines, the Authority has to sign contracts with material and raw material suppliers at a competitive price or negotiable price. Despite of fluctuation, raw material for clean water treatment accounts for relatively small portion of operating expense in each year. Management believes fluctuation of this amount does not seriously affect the financial situation of the Authority .

E- Impact of inflation

PPWSA's water tariff remained unchanged from 2001 to 2019. To adjust to the variations in inflation, PPWSA has been implementing the revised tariff since 1 January 2020, and maintained better financial stability.

F- Economic / Fiscal / Monetary Policies of the Royal Government

PPWSA's business was influenced by a number of the government policies such as:

- **Water tariff:** As clean water is the vital need for the population in Phnom Penh, its tariff is set by the government.
- **Service coverage expansion:** Further expansion of the water service coverage is restricted due to PPWSA's mission that allows water production and distribution to the public in Phnom Penh only. This restriction is stipulated in Sub-decree No. 52 ANKR.BK, dated 19 December 1996, on the Establishment of PPWSA.
- **Enlargement of Phnom Penh area:** The Royal Government had a policy to enlarge Phnom Penh area by integrating 20 additional communes into Phnom Penh, that expanded PPWSA service coverage.
- **Immovable property tax policy:** Ministry of Economy and Finance (MEF) has put into force PRAKAS No. 493 សហវិ.ប្រកាស, dated 19 July 2010, on Immovable Property Tax Collection. PPWSA's immovable properties are used to process the water treatment facilities, and tax-exempt according to MEF's Notification No. 006 សហវិ.អ ពជី, dated 18 May 2011.

PART 5.- Other Necessary Information for Investor Protection

In the fourth quarter of 2021, PPWSA did not have any other necessary information to be disclosed.

SIGNATURE OF DIRECTORES OF PHNOM PENH WATER SUPPLY AUTHORITY

Phnom Penh, 11 February 2022

Read and Approved

Signature

Oum Sotha

Chairman of the Board

Phnom Penh, 10 February 2022

Read and Approved

Signature

Long Naro

Director



PHNOM PENH WATER SUPPLY AUTHORITY (PPWSA)



: +855(23) 724 046



: ir@ppwsa.com.kh



: WWW.PPWSA.COM.KH

#45, St, 106 Sangkat Shras Chork, Khan Doun Penh, Phnom Penh