



PHNOM PENH WATER SUPPLY
AUTHORITY

QUARTERLY REPORT Q2/2021



MAJOR STRATEGIC GOALS OF THE AUTHORITY ARE AS FOLLOWS:

Expand water supply to Phnom Penh's suburban areas and surrounding regions at the same rate and standard as in Phnom Penh. Analyze the drivers of cost and revise processes and procedures to reduce the cost of water. Maintain a strong commitment to social responsibility. Engage in strategic benchmarking against the most efficient water production organization in the world.



#45, Street 106, Sangkat Srah Chork
Khan Daun Penh, Phnom Penh, Cambodia



Phone Number: +855(0)23724046
Fax Number: +855(0)23427657



Email:
ir@ppwsa.com.kh



FINANCIAL HIGHLIGHTS

| Financial Position | Second Quarter 2021 | 2020 | 2019 |
|-----------------------------|------------------------|---------------|---------------|
| Total assets (KHR'000) | 2,115,689,175 | 1,864,618,140 | 1,604,343,922 |
| Total liabilities (KHR'000) | 1,030,752,502 | 882,565,483 | 690,639,283 |
| Total equity (KHR'000) | 1,084,936,673 | 982,052,657 | 913,704,639 |

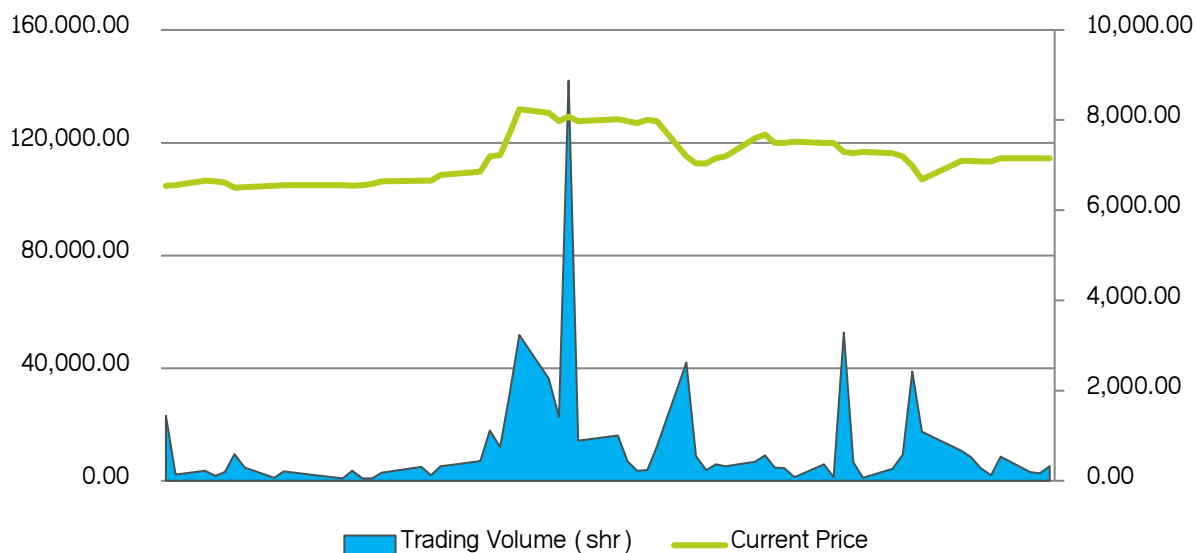
| Profit/(Loss) | Second Quarter 2021 | Second Quarter 2020 | Second Quarter 2019 |
|--------------------------------------|------------------------|------------------------|------------------------|
| Total revenues (KHR'000) | 77,181,395 | 75,245,090 | 57,254,329 |
| Profit/ (Loss) before Tax (KHR'000) | 22,493,736 | 22,576,813 | 11,389,090 |
| Profit/ (Loss) after Tax (KHR'000) | 16,810,774 | 15,821,249 | 9,228,405 |
| Total Comprehensive income (KHR'000) | 16,810,774 | 15,821,249 | 9,228,405 |

| Financial Ratios | Second Quarter 2021 | 2020 | 2019 | |
|------------------|------------------------|------|------|------|
| Solvency ratio | | | | |
| Liquidity ratios | Current ratio (times) | 1.90 | 1.08 | 1.15 |
| | Quick ratio (times) | 1.38 | 0.68 | 0.62 |

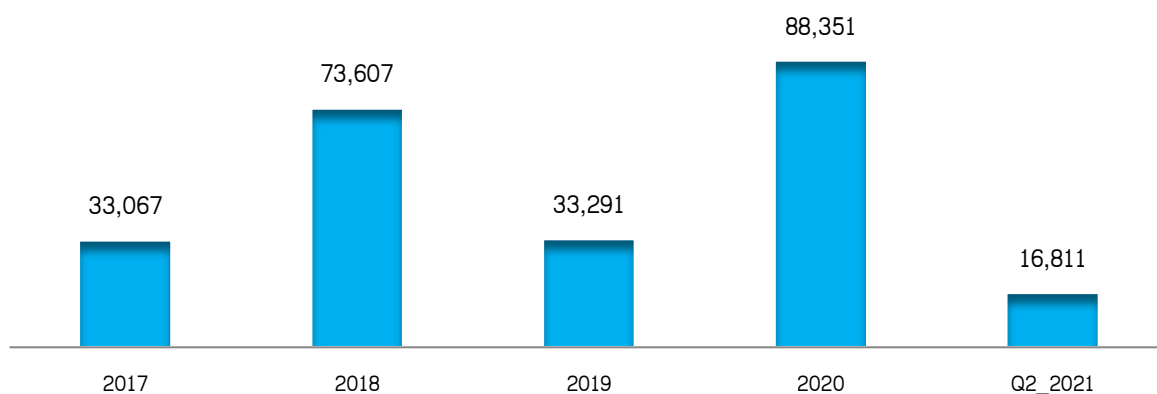
| | Second Quarter 2021 | Second Quarter 2020 | Second Quarter 2019 | |
|---------------------------------|--------------------------|------------------------|------------------------|--------|
| Profitability ratios | Return on assets (%) | 0.82 | 0.96 | 0.62 |
| | Return on equity (%) | 1.56 | 1.69 | 1.03 |
| | Gross profit margin (%) | 35.89 | 35.69 | 32.35 |
| | Profit margin (%) | 21.78 | 21.03 | 16.12 |
| | Earnings per share (KHR) | 193.29 | 181.91 | 106.11 |
| Interest Coverage ratio (times) | 4.71 | 5.72 | 2.57 | |

Financial Summary Charts

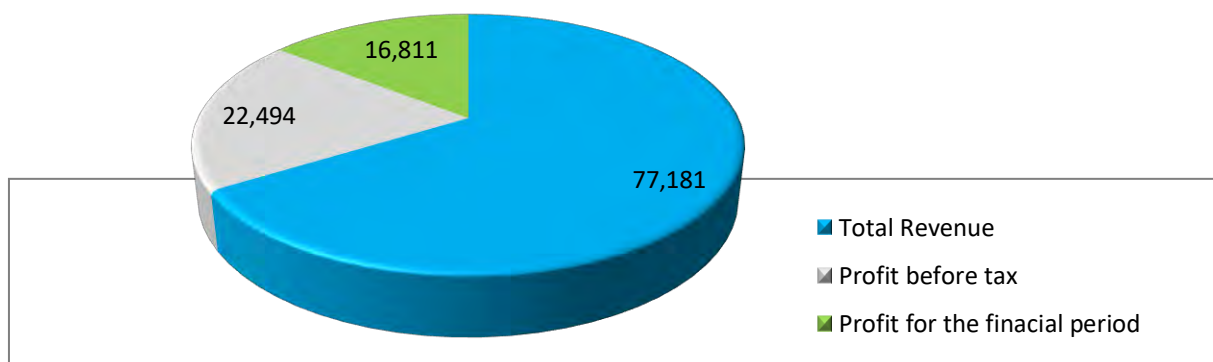
CHANGES IN STOCK PRICE (in KHR) AND TRADING VOLUME



PROFIT FOR EACH YEAR (in million KHR)



PROFIT FOR THE SECOND QUARTER OF 2021 (in million KHR)



Board of Directors





H.E. Oum Sotha

Secretary of State, Ministry of Industry
Science, Technology and Innovation

Chairman



H.E. Dr. Sim Sitha

Director General
of PPWSA

Member



H.E. Mey Vann

Secretary of state of
Ministry of Economy and Finance

Member



H.E. Noun Pharath

Deputy Governor of the Board
of Governors of Phnom Penh

Member



Mr. Ma Noravin

Representative
of PPWSA's Employees

Member



Mr. Zhang Yun Feng

Non-Executive Director
Representing Private Shareholders

Member



Mr. Om Sengbora

Independent Director

Member

MESSAGE FROM CHAIRMAN OF THE BOARD



H.E. Oum Sotha
Secretary of State, Ministry of Industry
Science, Technology and Innovation
Chairman

IN THE 2nd QUATER OF 2021

“by gaining the trust from the Royal Government and the support from the 2 parent ministries, PPWSA successfully performed all its business activities. We have been continuing to develop its water service from day to day, both qualitatively and quantitatively, to meet the water demand for the population in Phnom Penh and the provincial town of Takhmao as well as to contribute to the developments of the 2 municipalities.”

In this quarter, PPWSA reported total revenues of KHR 77,181,395,000 and profit before tax of KHR 22,493,736,000.

PPWSA invests in, builds, expands, operates and maintains water supply and sanitation facilities; takes all the means to improve its production and service, and assure clean water quality to satisfy the requirements for livings, businesses, services and industries; engages in domestic or oversea businesses and services related to water and sanitation sectors due to the Board's resolutions and the existing laws;

enhances technical, commercial and financial cooperation with local and international development partners to develop PPWSA based on the Royal Government's policy; maintains financial and operational viability linked to social responsibility; improves staff efficiency and strengthens institutional capacity; conducts cost analysis and reforms the processes and procedures to minimize the costs; and benchmarks its performance against other most effective peers in the world.

Effective Service

PPWSA keeps supplying clean water that is straight drinkable from the tap on 24x7 basis. In this quarter, we produced 56,394,518m³ of clean water. We have also replaced alum by polychloride aluminium (PAC) to improve water quality and reduce raw materials cost.

As a result, in this quarter, we laid the mains and distribution pipes of 37,413.20m and installed 3,635 new house connections, of which 86 connections were for the low-income whom we always care for. Furthermore, the water loss accounted for 11.42% due to spread of Kovid-19 disease, it is difficult for us to issue bills to the customer and pipe leakage caused by the development and repair of many road infrastructures.

Performance of the Board of Directors

In the 2nd quarter of 2021, the Board of Directors for Mandate 7 held the 7th meeting online via Zoom on June 25, 2021 at 9:30 AM with the following agendas:

1. Request for approval on nomination of one company secretary and three senior staff

The Board approved on the Nomination and Remuneration Committee's request for nominating two senior staff:

- 1) Mr. CHOU Phalla as Director of Water and Sanitation Service Branch
- 2) Mr. DENG Polyden as Director of Accounting and Finance

2. Request for approval on the revision of the Nomination and Remuneration Committee in accordance with SECC's PRAKAS No.011/18 SECC.

The Board approved to abrogate Decisions No.004 ក្រ.ប្រ.ក/ស.ស.វ and No.009 ក្រ.ប្រ.ក/ស.ស.វ.តត as well as to establish the Nomination Remuneration Committee with 5 members as follow:

- | | | |
|----------------------|---------------------------|-----------|
| 1) H.E OUM Sotha | Board of Director | Chaiman |
| 2) H.E MEY vann | Member of BOD | Member |
| 3) H.E NOUN Pharoath | Member of BOD | Member |
| 4) H.E SIM Sitha | Director General of PPWSA | Member |
| 5) Company Secretary | | Secretary |

3. Report on the Social Fund for the 2nd quarter and request for approval on the budget expenditure for the 3rd quarter of 2021

The Board totally agreed to the Social Fund Report for the 2nd quarter of 2021 as well as approved 2 requests for an estimate expense of USD 87,497.95.

4. Procurement Report for the 2nd quarter of 2021 and request for approval on the revision of procurement plan for the 2nd semester of 2021

The Board totally agreed to the Procurement Report for the 2nd quarter of 2021, and approved on the revision of Procurement Plan for 2nd Semester of 2021.

5. Request for the recommendation on the action plan for recruiting the Independent Director and Non-Executive Director representing private shareholders.

The Board agreed in principle to the proposed Action Plan for recruiting the directors and recommended PPWSA to make a request for SECC's understanding in case of any delay due to the realistic and material implications as well as keep striving to follow the prescribed procedures.

6. Report on the impact of backfilling undertaken by OCIC for Koh Norea development project on PPWSA's water supply system and water service to Phnom Penh residents.

The Board agreed to the report and advised PPWSA to make a separate report to the parent ministries on the outcome of the project implementation for the construction of Koh Norea's water intake in accordance with the proposed recommendation.

7. Business Report for the 2nd quarter of 2021 and Business Plan for the 3rd quarter of 2021

The Board totally agreed to the Business Report for the 2nd quarter of 2021 and Business Plan for the 3rd quarter of 2021.

8. Internal Audit Report for the 2nd quarter of 2021

The Board acknowledged the Internal Audit Report for the 2nd quarter of 2021 and agreed to the audit team's request for postponing the surprise audit to next year.

9. Others:

- a) Guideline on the dividend allocation to the shareholder
- b) Case of implementation on the record date of dividend allocation in 2020 of PPWSA
- c) Report of annual dividend allocation in 2020 of PPWSA
- d) Case of PPWSA Exemption for Dividend Payment for 2019 and 2020 to the Ministry of Economy and Finance

The Board acknowledged all the reports.

PPWSA has a clear strategy to expand the water distribution network to the surrounding areas of Phnom Penh based on the extension of water treatment facilities, keeping the same tariff and standard for Phnom Penh, and a strong commitment to social and environmental responsibility.


Acknowledgement

We would like to express our deep gratitude to the Royal Government, the 2 tutelary ministries (Ministry of Industry, Science, Technology and Innovation, and Ministry of Economy and Finance), Securities and Exchange Committee of Cambodia, and all the shareholders who always trust and support PPWSA.

We are also proud and thankful to PPWSA's staff at all levels, who worked hard and responsibly to achieve the best results.

Phnom Penh, 30 August 2021

Chairman



CONTENT

| | |
|--|-----|
| Financial Highlight | i |
| Financial Summary Charts | ii |
| Board of Directors | iii |
| Message from Chairman of the Board | v |
| | |
| PART1.- General Information of Phnom Penh Water Supply Authority | 01 |
| A. Identity of Phnom Penh Water Supply Authority | 01 |
| B. Nature of Business | 01 |
| | |
| PART2.- Information on Business Operation Performance | 02 |
| A. Business Operation Performance | 02 |
| B. Revenue Structure | 05 |
| | |
| PART3.- Financial Statement Reviewed by the External Auditor | 06 |
| | |
| PART4.- Management's Discussion and Analysis | 28 |
| A. Overview of Operations | 28 |
| B. Significant Factors Affecting Profit | 32 |
| C. Material Changes in Sales and Revenue | 33 |
| D. Impact of Foreign Exchange, Interest Rates and Commodity Prices | 33 |
| E. Impact of Inflation | 34 |
| F. Economic / Fiscal / Monetary Policy of Royal Government | 34 |
| | |
| PART5.- Other Necessary Information for Investor Protection | 34 |
| | |
| Signature of Directors of Phnom Penh Water Supply Authority | 35 |

PART 1.- General Information of PPWSA

A- IDENTITY OF PHNOM PENH WAER SUPPLY AUTHRITHY

- Name in Khmer: រដ្ឋាករទឹកស្វយ័តក្រុងភ្នំពេញ (រ.ទ.ស.ភ.)
- Name in Latin: PHNOM PENH WATER SUPPLY AUTHORITY (PPWSA)
- Standard Code: KH1000010004
- Address: #45, St. 106, Sangkat Srah Chak, Khan Doun Penh, Phnom Penh, Cambodia
- Phone number: +855(0)23 6358080/724046
- Fax: +855(0)23427657
- Website: www.ppwsa.com.kh Email: ir@ppwsa.com.kh
- Company registration number: Co.០៨៣៩E៧/២០១២
Date: 27 March 2012
- License number: Sub-decree No. 52អនក្រ.បក
Issued by: Royal Government of Cambodia
Date: 19 December 1996
- Disclosure Document approved and registered by
SECC's Resolution No.: ០១២/១២គ.ម.ក/ស.ស.វ.
Date: 23 March 2012
- Representative of the listed entity: **H.E. Dr. Sim Sitha**

B- NATURE OF BUSINESS

- Invest in, build, expand, operate, repair and maintain water supply and sanitation facilities.
- Take all the means to improve its production and service, and assure clean water quality to satisfy the requirements for livings, businesses, services and industries. Engage in domestic or overseas busienss and services related to water and sanitation sectors due to the Board of Director's resolutions and the existing laws.
- Enhance technical, commercial and financial cooperations with local and international development partners to develop PPWSA in accordance with the Royal Government's policies.
- Maintain financial and operational sustainability pertaining to social interests.
- Expand water supply in the area, around Phnom Penh by maintaining the same rates and standards in Phnom Penh
- Improve staff efficiency and continue to build the capacity of the enterprise
- Analyze cost factors and reform processes and procedures to reduce water costs
- Strategically compare with the most efficient water network networks in the world
- Strong commitment to social and environmental responsibility

PART 2.- Information on Business Operation Performance

A. Business Operation Performance including business segments information

A.1- Water Treatment and Distribution System and Water Loss Reduction

A.1.1- Water Treatment

The water treatment in this second quarter of 2021 are as follows:

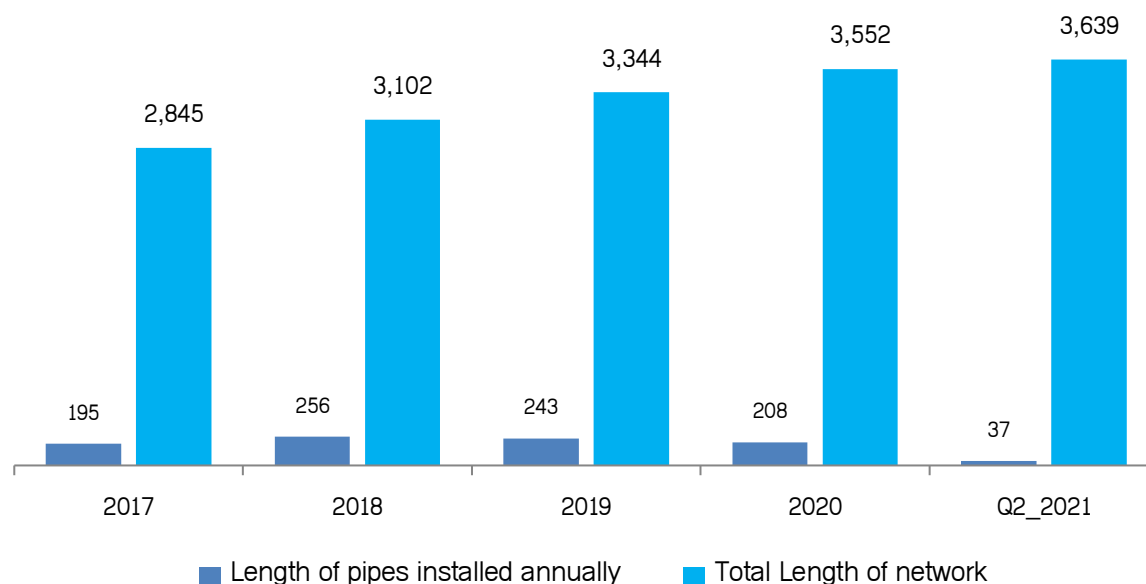
| Description (water treatment plant) | PLAN (m ³) | ACTUAL (m ³) | RATE (%) |
|--|---------------------------|-----------------------------|-------------|
| Phum Prek | 14,083,050 | 13,799,257 | 98 |
| Chruoy Chang War | 14,927,000 | 15,648,660 | 105 |
| Chamkar Morn | 4,641,180 | 4,937,632 | 106 |
| Niroth | 21,554,435 | 21,876,458 | 101 |
| Mlech | 139,500 | 86,512 | 62 |
| Thbong Khmom | 197,500 | 45,999 | 23 |
| TOTAL | 55,542,665 | 56,394,518 | 102 |

The quality of treated water at the 6 water treatment plants (WTPs) and distribution networks

| Parameters | Unit | WHO | Phum Prek WTP | Chroy Chang War WTP | Chamkar Morn WTP | Niroth WTP | Mlech WTP | Thbong Khmom WTP | Along Distribution Pipes |
|--------------------------|-----------|-----------|---------------|---------------------|------------------|------------|-----------|------------------|--------------------------|
| Turbidity | NTU | ≤5 | 0.41 | 0.59 | 0.12 | 0.53 | 0.39 | 1.13 | 0.62 |
| pH Value | pH | 6.50-8.50 | 7.64 | 7.72 | 7.73 | 7.26 | 7.17 | 7.67 | 7.63 |
| Free Available Chlorine | mg/l | 0.10-1.0 | 1.47 | 0.86 | 1.04 | 1.04 | 1.05 | 0.58 | 0.36 |
| Total Available Chlorine | mg/l | <2 | 1.70 | 0.98 | 1.19 | 1.21 | 1.27 | 0.68 | 0.47 |
| Total coliforms | cfu/100ml | 0 | 0 | 0 | 0 | 0 | 0 | 0 | 0 |
| E. Coli | cfu/100ml | 0 | 0 | 0 | 0 | 0 | 0 | 0 | 0 |

A.1.2- Pipes Laying

Length of pipes installed annually (Km)

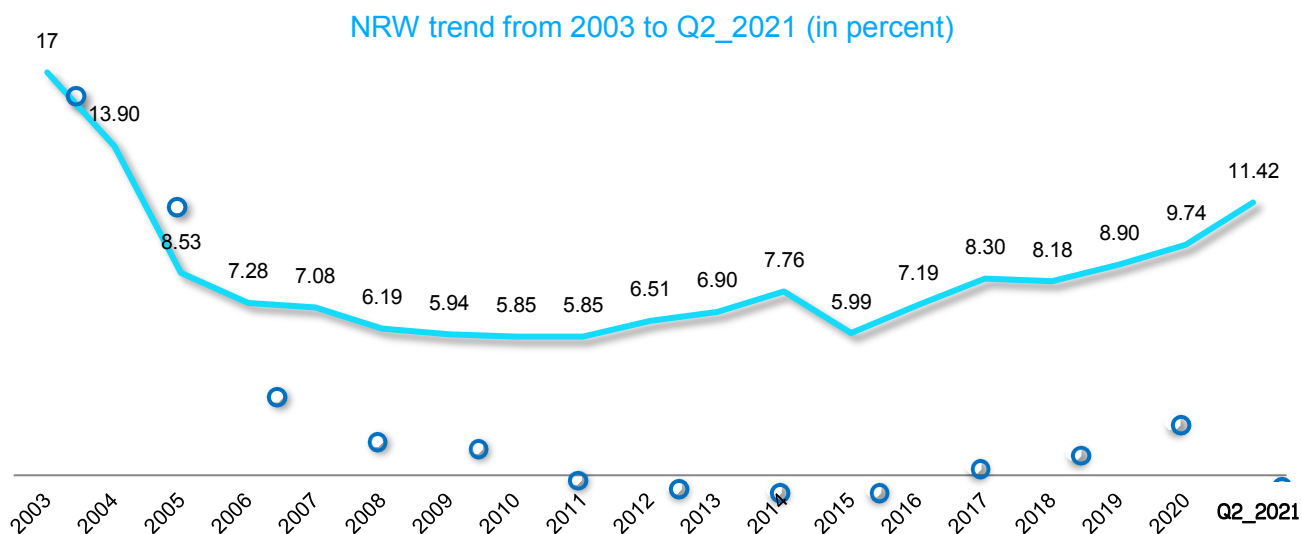


A. Business Operation Performance including business segments information (con't)

A.1- Water Treatment and Distribution System and Water Loss Reduction (con't)

A.1.3- Water Loss Reduction

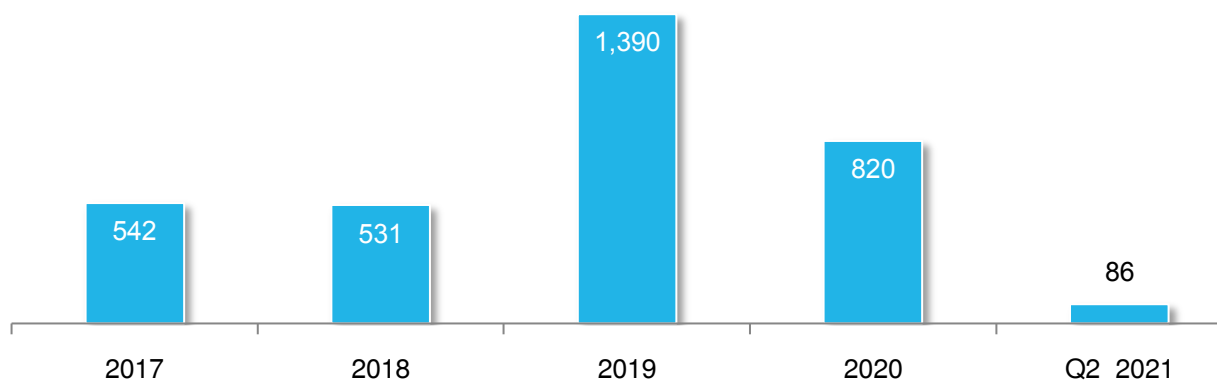
PPWSA's water loss rate was kept in 11.42%, as shown in the graph below.



A.2- Business Activities and Results

A.2.1 - Water for All Program

Increase in low-income household connections

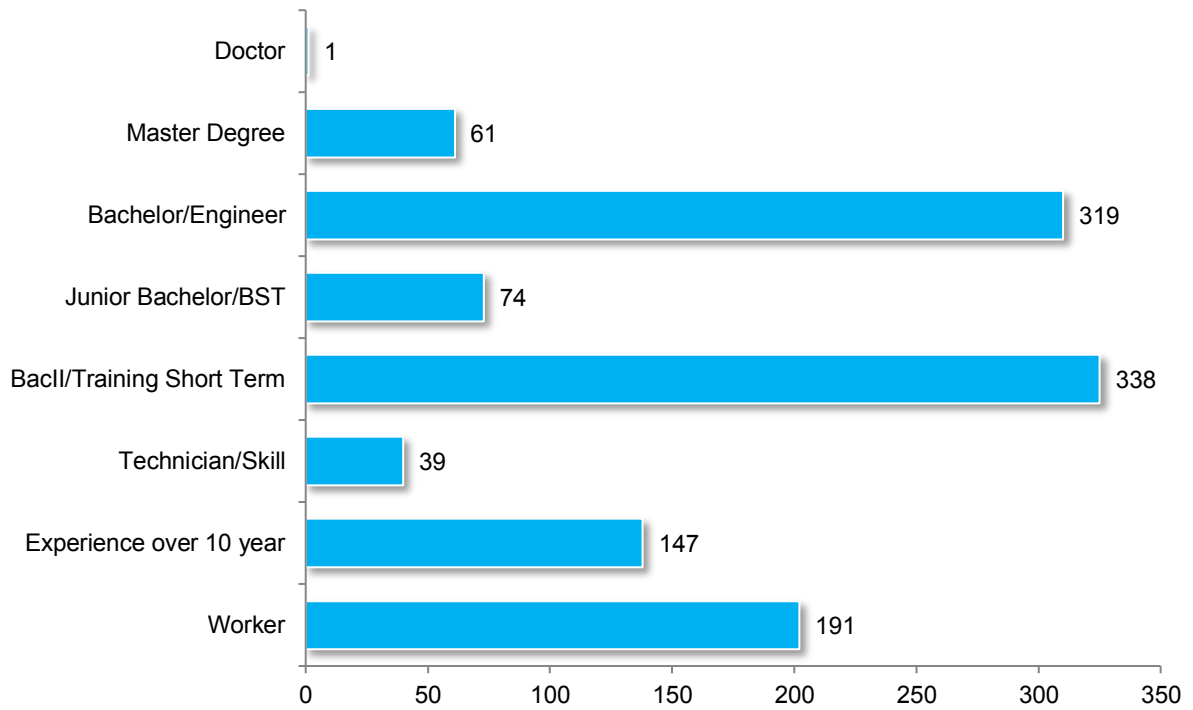


A.2.2- House Connection and Customer Management

| Type of Customers | 2017 (connections) | 2018 (connections) | 2019 (connections) | 2020 (connections) | Q2_2021 | |
|--------------------|-----------------------|-----------------------|-----------------------|-----------------------|----------------|----------|
| | | | | | (connections) | (%) |
| Domestic | 271,317 | 301,834 | 321,212 | 333,099 | 339,484 | 81.6849% |
| Commercial | 55,891 | 58,789 | 62,366 | 68,136 | 69,543 | 16.7331% |
| Administrative | 655 | 664 | 696 | 744 | 785 | 0.1889% |
| Wholesalers | 08 | 07 | 07 | 10 | 11 | 0.0026% |
| RDE Representative | 20 | 21 | 17 | 14 | 14 | 0.0034% |
| Standpipe | - | 14 | 17 | 17 | 17 | 0.0041% |
| Room rental | 5,397 | 5,703 | 5,752 | 5,759 | 4,748 | 1.3831% |
| Total | 333,288 | 367,032 | 390,067 | 407,779 | 415,602 | |

A. Business Operation Performance including business segments information (con't)


A.3- Human Resource Management



PART 2.- Information on Business Operation Performance (con't)

B- Revenue Structure

| N° | Source of Revenue | Q2_2021 | | Q2_2020 | | Q2_2019 | |
|-----------------------|-----------------------------|--------------------------|---------|--------------------------|---------|--------------------------|---------|
| | | Amount (KHR'000) | Percent | Amount (KHR'000) | Percent | Amount (KHR'000) | Percent |
| 1 | Sales | 66,431,633 | 86.07% | 67,117,431 | 89.20% | 52,791,559 | 92.21% |
| 2 | Construction service fees | 5,060,797 | 6.56% | 5,474,382 | 7.28% | 1,212,998 | 2.12% |
| 3 | Foreign exchange gain – net | - | - | 163,749 | 0.22% | - | - |
| 4 | Other income | 5,688,965 | 7.37% | 2,489,528 | 3.31% | 3,249,772 | 5.68% |
| Total revenues | | <u>77,181,395</u> | | <u>75,817,316</u> | | <u>57,254,329</u> | |



PART3.-
FINANCIAL STATEMENT
REVIEWED BY
THE EXTERNAL AUDITOR

PHNOM PENH WATER SUPPLY AUTHORITY
(Co.0839 Et/2012)
(Incorporated in Cambodia)

CONDENSED INTERIM FINANCIAL INFORMATION
FOR THE QUARTER AND SIX-MONTH PERIOD ENDED 30 JUNE 2021

PHNOM PENH WATER SUPPLY AUTHORITY
(Incorporated in Cambodia)

**CONDENSED INTERIM FINANCIAL INFORMATION
FOR THE QUARTER AND SIX-MONTH PERIOD ENDED 30 JUNE 2021**

| CONTENTS | Page |
|---|-------------|
| STATEMENT BY THE DIRECTORS | 1 |
| CONDENSED INTERIM STATEMENT OF FINANCIAL POSITION | 2 - 3 |
| CONDENSED INTERIM STATEMENT OF PROFIT OR LOSS AND OTHER COMPREHENSIVE INCOME | 4 |
| CONDENSED INTERIM STATEMENT OF CHANGE IN EQUITY | 5 |
| CONDENSED INTERIM STATEMENT OF CASH FLOWS | 6 - 7 |
| NOTES TO THE CONDENSED INTERIM FINANCIAL INFORMATION | 8 - 17 |
| REPORT ON THE REVIEW OF CONDENSED INTERIM FINANCIAL INFORMATION | 18 - 19 |

PHNOM PENH WATER SUPPLY AUTHORITY
(Incorporated in Cambodia)

STATEMENT BY THE DIRECTORS

In the opinion of the directors, the accompanying condensed interim statement of financial position of the Phnom Penh Water Supply Authority as at 30 June 2021, and the related condensed interim statement of profit or loss and other comprehensive income, condensed interim statement of changes in equity and condensed interim statement of cash flows for the quarter and six-month period then ended, and notes to the condensed interim financial information (collectively known as "Condensed Interim Financial Information") are presented fairly, in all material respects, in accordance with Cambodian International Accounting Standard 34 *Interim Financial Reporting*.


Signed on behalf of the Board of Directors,



.....
OUM SOTHA
Chairman of the Board of Director



.....
SIM SITHA
Director General



.....
ROS KIMLEANG
Deputy Director General
In charge of Finance and Stock Exchange

Date: 30 August 2021

PHNOM PENH WATER SUPPLY AUTHORITY

(Incorporated in Cambodia)

**CONDENSED INTERIM STATEMENT OF FINANCIAL POSITION
AS AT 30 JUNE 2021**

| | Note | Unaudited 30.6.2021 KHR'000 | Audited 31.12.2020 KHR'000 |
|---|------|-----------------------------------|----------------------------------|
| ASSETS | | | |
| Non-current assets | | | |
| Property, plant and equipment | 4 | 1,609,428,426 | 1,573,602,099 |
| Intangible assets | | 12,873,205 | 13,083,204 |
| Total non-current assets | | 1,622,301,631 | 1,586,685,303 |
| Current assets | | | |
| Inventories | | 158,309,573 | 78,612,888 |
| Trade and other receivables | | 160,964,711 | 25,642,206 |
| Contract assets | 5 | 46,936,431 | 42,922,547 |
| Loan to employees | | 7,956,651 | 7,956,651 |
| Short-term investments | 6 | 69,068,684 | 67,939,714 |
| Current tax receivables | | 664,948 | 4,643,326 |
| Cash and cash equivalents | | 49,486,546 | 50,215,505 |
| Total current assets | | 493,387,544 | 277,932,837 |
| TOTAL ASSETS | | 2,115,689,175 | 1,864,618,140 |
| EQUITY AND LIABILITIES | | | |
| Equity attributable to owners of the PPWSA | | | |
| Share capital | 7 | 619,315,886 | 541,227,282 |
| Reserves | 8 | 418,038,410 | 352,473,530 |
| Retained earnings | | 47,582,377 | 88,351,845 |
| TOTAL EQUITY | | 1,084,936,673 | 982,052,657 |
| Non-current liabilities | | | |
| Borrowings | 9 | 639,638,269 | 517,288,403 |
| Deferred government and other grants | | 17,817,140 | 18,822,093 |
| Deferred tax liabilities | | 68,797,603 | 62,506,657 |
| Other payables | 10 | 67,120,239 | 65,195,836 |
| Total non-current liabilities | | 793,373,251 | 663,812,989 |

PHNOM PENH WATER SUPPLY AUTHORITY
(Incorporated in Cambodia)

**CONDENSED INTERIM STATEMENT OF FINANCIAL POSITION
AS AT 30 JUNE 2021 (CONTINUED)**

| | | Unaudited 30.6.2021 KHR'000 | Audited 31.12.2020 KHR'000 |
|-------------------------------------|----|-----------------------------------|----------------------------------|
| Current liabilities | | | |
| Trade and other payables | 10 | 201,540,749 | 156,599,805 |
| Borrowings | 9 | 24,070,461 | 30,847,173 |
| Contract liabilities | 5 | 1,759,700 | 3,616,566 |
| Current tax liabilities | | 10,008,341 | 27,688,950 |
| Total current liabilities | | <u>237,379,251</u> | <u>218,752,494</u> |
| TOTAL LIABILITIES | | <u>1,030,752,502</u> | <u>882,565,483</u> |
| TOTAL EQUITY AND LIABILITIES | | <u>2,115,689,175</u> | <u>1,864,618,140</u> |

The Condensed Interim Statement of Financial Position should be read in conjunction with the audited financial statement for the financial year ended 31 December 2020 and the accompanying explanatory notes attached to this condensed interim financial information.

PHNOM PENH WATER SUPPLY AUTHORITY
(Incorporated in Cambodia)

**CONDENSED INTERIM STATEMENT OF PROFIT OR LOSS
AND OTHER COMPREHENSIVE INCOME
FOR THE QUARTER AND SIX-MONTH PERIOD ENDED 30 JUNE 2021**

| | Note | Unaudited | | Unaudited | |
|--|------|--|----------------------|--|----------------------|
| | | Three-month period ended 30.6.2021 KHR'000 | 30.6.2020 KHR'000 | Six-month period ended 30.6.2021 KHR'000 | 30.6.2020 KHR'000 |
| Revenue: | | | | | |
| Sale | 11 | 66,431,633 | 67,117,431 | 135,160,696 | 134,005,269 |
| Construction service fee | | 5,060,797 | 5,474,382 | 12,029,139 | 7,152,804 |
| Foreign exchange gains - net | | - | 163,749 | 243,843 | - |
| Other income | | 5,688,965 | 2,489,528 | 13,752,660 | 9,740,584 |
| | | <u>77,181,395</u> | <u>75,245,090</u> | <u>161,186,338</u> | <u>150,898,657</u> |
| Expenses: | | | | | |
| Depreciation and amortisation charges | | (13,511,711) | (12,759,361) | (26,132,696) | (25,409,535) |
| Electricity costs | | (8,866,191) | (9,152,887) | (17,812,985) | (18,891,459) |
| Employee benefits expense | | (16,282,458) | (14,537,907) | (30,968,456) | (27,955,384) |
| Raw materials for water treatment | | (1,626,417) | (1,708,814) | (4,539,005) | (3,995,822) |
| Raw materials for household water connections | | (487,209) | (513,511) | (1,240,514) | (1,180,840) |
| Repairs and maintenance | | (1,682,492) | (2,810,115) | (3,056,193) | (5,238,315) |
| Construction service expense | | (3,942,690) | (3,722,274) | (10,450,040) | (5,291,267) |
| Impairment on loan to employees | | - | (130,437) | - | (182,612) |
| Other operating expenses | | (2,781,327) | (3,051,053) | (4,703,184) | (4,389,222) |
| Foreign exchange losses - net | | (299,783) | - | - | (44,700) |
| | | <u>(49,480,278)</u> | <u>(48,386,359)</u> | <u>(98,903,073)</u> | <u>(92,579,156)</u> |
| Operating profit | | 27,701,117 | 26,858,731 | 62,283,265 | 58,319,501 |
| Finance income | 12 | 676,734 | 412,296 | 8,809,476 | 2,923,744 |
| Finance costs | 13 | (5,884,115) | (4,694,214) | (6,182,972) | (5,509,519) |
| Profit before tax | | 22,493,736 | 22,576,813 | 64,909,769 | 55,733,726 |
| Income tax | 14 | (5,682,962) | (6,755,564) | (17,327,392) | (13,308,533) |
| Profit for the period, representing total comprehensive income for the period | | 16,810,774 | 15,821,249 | 47,582,377 | 42,425,193 |
| Earnings per share attributable to owners | | | | | |
| Basic earnings per share (KHR) | | 193.29 | 181.91 | 547.09 | 487.80 |
| Diluted earnings per share (KHR) | | 193.29 | 181.91 | 547.09 | 487.80 |

The Condensed Interim Statement of Profit or Loss and Other Comprehensive Income should be read in conjunction with the audited financial statements for the financial year ended 31 December 2020 and the accompanying explanatory notes attached to this condensed interim financial information.

PHNOM PENH WATER SUPPLY AUTHORITY
(Incorporated in Cambodia)

**CONDENSED INTERIM STATEMENT OF CHANGES IN EQUITY
FOR THE QUARTER AND SIX-MONTH PERIOD ENDED 30 JUNE 2021**

| | Note | Share capital KHR'000 | Reserves KHR'000 | Retained earnings KHR'000 | Total KHR'000 |
|---|------|--------------------------|---------------------|---------------------------------|----------------------|
| Unaudited | | | | | |
| Balance at 1 January 2021 | | 541,227,282 | 352,473,530 | 88,351,845 | 982,052,657 |
| Profit for the financial period, representing total comprehensive income for the period | | - | - | 47,582,377 | 47,582,377 |
| Transactions with owners | | | | | |
| Capital contribution | | 78,088,604 | - | - | 78,088,604 |
| Transfer to reserves | | - | 65,564,880 | (65,564,880) | - |
| Dividends | 15 | - | - | (22,786,965) | (22,786,965) |
| Total transactions with owners | | 78,088,604 | 65,564,880 | (88,351,845) | 55,301,639 |
| Balance at 30 June 2021 | | 619,315,886 | 418,038,410 | 47,582,377 | 1,084,936,673 |
| Unaudited | | | | | |
| Balance at 1 January 2020 | | 541,227,282 | 339,185,444 | 33,291,913 | 913,704,639 |
| Profit for the financial period, representing total comprehensive income for the period | | - | - | 42,425,193 | 42,425,193 |
| Transactions with owners | | | | | |
| Transfer to reserves | | - | 13,288,086 | (13,288,086) | - |
| Dividends | 15 | - | - | (20,003,827) | (20,003,827) |
| Total transactions with owners | | - | 13,288,086 | (33,291,913) | (20,003,827) |
| Balance at 30 June 2020 | | 541,227,282 | 352,473,530 | 42,425,193 | 936,126,005 |

The Condensed Interim Statement of Changes in Equity be read in conjunction with the audited financial statements for the financial year ended 31 December 2020 and the accompanying notes attached to the condensed interim financial information.

PHNOM PENH WATER SUPPLY AUTHORITY
(Incorporated in Cambodia)

**CONDENSED INTERIM STATEMENT OF CASH FLOWS
FOR THE QUARTER AND SIX-MONTH PERIOD ENDED 30 JUNE 2021**

| | Unaudited | |
|---|-------------------------------|---------------------|
| | Six-month period ended | |
| | 30.6.2021 | 30.6.2020 |
| | KHR'000 | KHR'000 |
| Cash flows from operating activities | | |
| Profit before tax | 64,909,769 | 55,733,726 |
| Adjustments for: | | |
| Amortisation of intangible assets | 826,486 | 1,254,617 |
| Depreciation of property, plant and equipment | 25,306,210 | 24,154,918 |
| Amortisation of deferred government and other grants | (1,004,953) | (1,132,790) |
| Impairment on loan to employees | - | 182,612 |
| Written off of: | | |
| - property, plant and equipment | 63,881 | 1,389,567 |
| Finance income | (1,140,223) | (511,471) |
| Finance costs | 3,052,487 | 2,320,301 |
| Net unrealised foreign exchange (gain)/loss | (2,077,175) | 2,422,262 |
| | 89,936,482 | 85,813,742 |
| Operating profit before changes in working capital | | |
| (Increase)/Decrease in inventories | (79,696,685) | 12,206,606 |
| Increase in trade and other receivables | (6,627,758) | (26,549,616) |
| Increase/(Decrease) in trade and other payables | 25,614,917 | (102,938,525) |
| Increase in contract assets | (4,013,884) | (19,498,726) |
| (Decrease)/Increase in contract liabilities | (1,856,866) | 2,455,184 |
| Increase in refundable water deposits | 1,924,403 | 2,351,121 |
| | 25,280,609 | (46,160,214) |
| Net cash from/(used in) operations | | |
| Income tax paid | (24,738,677) | (7,930,640) |
| | 541,932 | (54,090,854) |
| Cash flows from investing activities | | |
| Purchase of property, plant and equipment | (109,264,442) | (44,098,906) |
| Purchase of intangible assets | (616,487) | (230,167) |
| Assets transfer from Tbong Khmum Water Supply | (78,192,260) | - |
| Increase in short-term investments | (1,128,970) | (5,718,483) |
| Interest capitalised on qualifying assets | (2,461,593) | (1,645,317) |
| Interest received | 1,167,353 | 782,963 |
| | (190,496,399) | (50,909,910) |

PHNOM PENH WATER SUPPLY AUTHORITY
(Incorporated in Cambodia)

CONDENSED INTERIM STATEMENT OF CASH FLOWS
FOR THE QUARTER AND SIX-MONTH PERIOD ENDED 30 JUNE 2021 (CONTINUED)

| | Unaudited | |
|---|------------------------|--------------------|
| | Six-month period ended | |
| | 30.6.2021 | 30.6.2020 |
| | KHR'000 | KHR'000 |
| Cash flows from financing activities | | |
| Proceed from capital contribution | 78,088,604 | - |
| Dividend paid | (3,418,042) | (6,884,787) |
| Drawdown of borrowings | 135,719,764 | 123,983,124 |
| Interest paid | (4,292,648) | (1,849,889) |
| Repayments of borrowings | (16,872,170) | (15,690,045) |
| Net cash generated from financing activities | 189,225,508 | 99,558,403 |
| Net decrease in cash and cash equivalents | (728,959) | (5,442,361) |
| Cash and cash equivalents at the beginning of the period | 50,215,505 | 55,212,070 |
| Cash and cash equivalents at the end of the period | 49,486,546 | 49,769,709 |

The Condensed Interim Statement of Cash Flows should be read in conjunction with the audited financial statements for the financial year ended 31 December 2020 and the accompanying explanatory notes attached to the condensed interim financial information.

PHNOM PENH WATER SUPPLY AUTHORITY

(Incorporated in Cambodia)

**NOTES TO THE CONDENSED INTERIM FINANCIAL INFORMATION
FOR THE QUARTER AND SIX-MONTH PERIOD ENDED 30 JUNE 2021**

1. CORPORATE INFORMATION

Phnom Penh Water Supply Authority (“PPWSA”) is under the technical supervision of the Ministry of Industry and Handicraft (“MIH”) and the financial supervision of the Ministry of the Economy and Finance (“MoEF”), and has its headquarter in Phnom Penh. PPWSA is acknowledged as having the economic characteristic of a public enterprise by the Ministry of Commerce under the registration number Co.0839 Et/2012, dated 27 March 2012.

The registered office of the PPWSA is No. 45, Street 106, Sangkat Srah Chork, Khan Daun Penh, Phnom Penh, Kingdom of Cambodia.

The principal activities of PPWSA are to process and distribution of water for general used by the public in the city of Phnom Penh. The objectives of the PPWSA are to:

- Invest in, build, enlarge, operate, repair and maintain the means of water sanitation and distribution;
- Manage devices to increase water production, and improve services and water quality to meet demand;
- Operate the business, services and related duties for water supply in accordance with the Board of Director’s resolutions and the laws of Cambodia;
- Cooperate with local and external development partners on technology, trade and finance in order to improve and develop the PPWSA in accordance with government policy; and
- Ensure sustainable production processes, business and finance for the public interest.

2. BASIS FOR PREPARATION

The condensed interim financial information of PPWSA is unaudited and have been prepared in accordance with the provision of the Cambodian International Accounting Standard 34 *Interim Financial Reporting*.

The condensed interim financial information does not include all notes of type normally included in an annual financial statements, however, selected explanatory notes are included to explain events and transactions that are significant to an understanding of the changes in PPWSA’s financial position and performance since the last annual financial statements. Accordingly, this condensed interim financial information is to be read in conjunction with the annual audited financial statements for the financial year ended 31 December 2020 and any public announcements made by PPWSA during the interim reporting period.

The accounting policies adopted are consistent with those of the previous financial year and corresponding interim reporting period.

3. SEASONAL OR CUCLYCAL FACTOR

Except for those disclosed in the notes to the condensed interim financial information, PPWSA’s operations are not materially affected by seasonal or cyclical factors.

PHNOM PENH WATER SUPPLY AUTHORITY
(Incorporated in Cambodia)

**NOTES TO THE CONDENSED INTERIM FINANCIAL INFORMATION
FOR THE QUARTER AND SIX-MONHTH PERIOD ENDED 30 JUNE 2021 (CONTINUED)**

4. PROPERTY, PLANT AND EQUIPMENT

| | Unaudited | Audited |
|---|----------------------|----------------------|
| | 30.6.2021 | 31.12.2020 |
| | KHR'000 | KHR'000 |
| Cost | | |
| Balance at the beginning of financial period/year | 2,075,369,345 | 1,827,579,498 |
| Additions | 189,918,295 | 249,933,042 |
| Transfer to intangible assets | - | (1,551,154) |
| Transfer to other receivables * | (128,721,877) | - |
| Written-off | (63,881) | (592,041) |
| Balance at the end of the financial period/year | <u>2,136,501,882</u> | <u>2,075,369,345</u> |
| Accumulated depreciation | | |
| Balance at the beginning of financial period/year | 501,767,246 | 453,547,944 |
| Depreciation for the financial period/year | 25,306,210 | 48,219,302 |
| Balance at the end of the financial period/year | <u>527,073,456</u> | <u>501,767,246</u> |
| Carrying amount | | |
| Balance at the end of the financial period/year | <u>1,609,428,426</u> | <u>1,573,602,099</u> |

* This represent advance payments made to suppliers in respect of construction in progress capitalised in prior financial year, for which controls of such assets are yet to be passed to PPWSA as at 31 December 2020. The management of PPWSA has rectified this by reversing these advance payments from its construction in progress to the other receivables in 2021's quarter 1.

During the quarter and six-month period ended 30 June 2021, PPWSA made the following cash payment for its additions of property, plant and equipment:

| | Unaudited | |
|--|-------------------------------|-------------------|
| | Six-month period ended | |
| | 30.6.2021 | 30.6.2020 |
| | KHR'000 | KHR'000 |
| Additions | 189,918,295 | 62,889,119 |
| Assets transfer from Tbong Khmum Water Supply | (78,192,260) | - |
| Increase in payables and performance guarantee | - | (17,144,896) |
| Interest capitalised on qualifying assets | (2,461,593) | (1,645,317) |
| Cash payment for purchase of property, plant and equipment | <u>109,264,442</u> | <u>44,098,906</u> |

PHNOM PENH WATER SUPPLY AUTHORITY
(Incorporated in Cambodia)

**NOTES TO THE CONDENSED INTERIM FINANCIAL INFORMATION
FOR THE QUARTER AND SIX-MONTH PERIOD ENDED 30 JUNE 2021 (CONTINUED)**

5. CONTRACT ASSETS / (LIABILITIES)

| | Unaudited 30.6.2021 KHR'000 | Audited 31.12.2020 KHR'000 |
|---|-----------------------------------|----------------------------------|
| Contract assets | | |
| Contract assets relating to construction service contracts | 3,253,946 | 4,861,270 |
| Contract assets relating to water revenue | 43,682,485 | 38,061,277 |
| | <u>46,936,431</u> | <u>42,922,547</u> |
| Contract liabilities | | |
| Contract liabilities relating to construction service contracts | 1,759,700 | 3,616,566 |

6. SHORT-TERM INVESTMENTS

These represent fixed deposit placed with financial institutions for a period of between four and twelve months (2020: four to twelve months) and earn interest at rates ranging from 1.50% to 4.25% (2020: 1.50% to 4.00%) per annum.

7. SHARE CAPITAL

The Ministry of Economy and Finance ("MoEF") had on 23 March 2021 increased its capital in PPWSA. The MoEF had instructed PPWSA, without the issuance of ordinary shares of PPWSA, inject the assets, liabilities and equity of Tbong Khmum Province Water Treatment Plant Operation into PPWSA, totaling to KHR78,088,604,000.

8. RESERVES

| | Capital reserve KHR'000 | Legal reserve KHR'000 | General reserve KHR'000 | Development reserve KHR'000 | Total KHR'000 |
|---------------------------------|-------------------------------|-----------------------------|-------------------------------|-----------------------------------|--------------------|
| At 1 January 2020 (Audited) | 1,648,435 | 26,035,789 | 26,035,789 | 285,465,431 | 339,185,444 |
| Transfer from retained earnings | - | 1,664,596 | 1,664,596 | 9,958,894 | 13,288,086 |
| At 31 December 2020 (Audited) | <u>1,648,435</u> | <u>27,700,385</u> | <u>27,700,385</u> | <u>295,424,325</u> | <u>352,473,530</u> |
| Transfer from retained earnings | - | 4,417,592 | 4,417,592 | 56,729,696 | 65,564,880 |
| At 30 June 2021 (Unaudited) | <u>1,648,435</u> | <u>32,117,977</u> | <u>32,117,977</u> | <u>352,154,021</u> | <u>418,038,410</u> |

PHNOM PENH WATER SUPPLY AUTHORITY

(Incorporated in Cambodia)

**NOTES TO THE CONDENSED INTERIM FINANCIAL INFORMATION
FOR THE QUARTER AND SIX-MONHTH PERIOD ENDED 30 JUNE 2021 (CONTINUED)**

8. RESERVES (CONTINUED)

On 26 March 2021, the Board of Directors approved the transfer of retained earnings to reserves amounting to KHR65,564,880,000.

9. BORROWINGS

| | Currency | Nominal interest rate | Year of maturity | Carrying amount KHR'000 |
|----------------------------------|----------|--------------------------|---------------------|-------------------------------|
| Balance at 1 January 2021 | | | | 548,135,576 |
| New issues | | | | |
| AfD - Credit No. 1176 01 S | USD | 0.900% | 2038 | 63,170,358 |
| European Investment Bank ("EIB") | USD | 0.610% - 0.965% | 2048 | 72,549,406 |
| Repayments | | | | |
| Principle | | | | |
| MoEF - JICA | YEN | 0.660% | 2049 | (866,300) |
| MoEF - ADB | SDR | 1.650% | 2037 | (1,187,923) |
| AfD - Credit No. 1075 03 S | EURO | 0.880% | 2021 | (4,978,400) |
| AfD - Credit No. 1121 01 F | EURO | 0.250% | 2025 | (9,839,547) |
| Interest | | | | |
| MoEF - JICA | YEN | 0.660% | 2049 | (161,644) |
| MoEF - ADB | SDR | 1.650% | 2037 | (323,405) |
| AfD - Credit No. 1075 03 S | EURO | 0.880% | 2021 | (22,223) |
| AfD - Credit No. 1121 01 F | EURO | 0.250% | 2025 | (111,384) |
| AfD - Credit No. 1174 01 P | USD | 1.800% | 2037 | (2,660,135) |
| AfD - Credit No. 1176 01 S | USD | 0.900% | 2038 | (430,260) |
| European Investment Bank ("EIB") | USD | 0.610% - 0.965% | 2048 | (583,597) |
| Accrued interest | | | | 3,052,487 |
| Realised exchange loss | | | | 42,896 |
| Unrealised exchange gain | | | | (2,077,175) |
| Balance at 30 June 2021 | | | | 663,708,730 |

PHNOM PENH WATER SUPPLY AUTHORITY

(Incorporated in Cambodia)

**NOTES TO THE CONDENSED INTERIM FINANCIAL INFORMATION
FOR THE QUARTER AND SIX-MONTH PERIOD ENDED 30 JUNE 2021 (CONTINUED)****10. TRADE AND OTHER PAYABLES**

| | Unaudited 30.6.2021 KHR'000 | Audited 31.12.2020 KHR'000 |
|--|--|---|
| Non-current: | | |
| Refundable water deposits | 67,120,239 | 65,195,836 |
| Current: | | |
| Trade payable | | |
| Third parties | 104,101,704 | 78,123,933 |
| Other payable | | |
| Accrued staff incentive | 4,832,280 | 8,743,427 |
| Amount due to Phnom Penh Municipality | 44,085,752 | 38,524,322 |
| Performance guarantee | 67,345 | 67,313 |
| Dividend payable | 36,372,177 | 17,003,254 |
| Other tax payable | 368,548 | 584,751 |
| Accruals | 6,034,194 | 7,191,258 |
| Other payables | 5,678,749 | 6,361,547 |
| | <u>97,439,045</u> | <u>78,475,872</u> |
| Total trade and other payables (current) | <u>201,540,749</u> | <u>156,599,805</u> |
| Total trade and other payables (non-current and current) | <u>268,660,988</u> | <u>221,795,641</u> |

11. SALE

| | Unaudited | | Unaudited | |
|--|---------------------------------|-------------------|-------------------------------|--------------------|
| | Three-month period ended | | Six-month period ended | |
| | 30.6.2021 | 30.6.2020 | 30.6.2021 | 30.6.2020 |
| | KHR'000 | KHR'000 | KHR'000 | KHR'000 |
| Water sales: | | | | |
| - households | 26,336,911 | 26,224,045 | 54,261,527 | 53,101,051 |
| - commercial | 28,835,079 | 30,045,542 | 62,280,426 | 62,154,251 |
| - public administration institution | 6,584,675 | 5,767,926 | 10,688,151 | 8,616,535 |
| - autonomous state authorities | 117,181 | 130,027 | 238,032 | 274,285 |
| - wholesalers | 2,272,874 | 1,964,078 | 4,529,078 | 3,915,548 |
| Rounding difference on water sales revenue | 15,724 | 15,771 | 31,925 | 31,436 |
| Less: Invoice cancellations | (391,699) | (194,730) | (2,145,778) | (663,560) |
| | <u>63,770,745</u> | <u>63,952,659</u> | <u>129,883,361</u> | <u>127,429,546</u> |
| Water connection revenue | 1,769,036 | 2,300,973 | 3,265,107 | 4,892,869 |
| Water meter replacement charges | 872,554 | 828,430 | 1,971,645 | 1,591,986 |
| Spare parts and meter sales | 19,298 | 35,369 | 40,583 | 90,868 |
| | <u>66,431,633</u> | <u>67,117,431</u> | <u>135,160,696</u> | <u>134,005,269</u> |

PHNOM PENH WATER SUPPLY AUTHORITY
(Incorporated in Cambodia)

**NOTES TO THE CONDENSED INTERIM FINANCIAL INFORMATION
FOR THE QUARTER AND SIX-MONHTH PERIOD ENDED 30 JUNE 2021 (CONTINUED)**

12. FINANCE INCOME

| | Unaudited | | Unaudited | |
|---|---------------------------------------|----------------|-------------------------------------|------------------|
| | Three-month period ended 30.6.2021 | 30.6.2020 | Six-month period ended 30.6.2021 | 30.6.2020 |
| | KHR'000 | KHR'000 | KHR'000 | KHR'000 |
| Interest income on bank deposits | 676,734 | 279,363 | 1,140,223 | 511,471 |
| Unrealised foreign exchange gain on borrowings | - | 132,933 | 7,669,253 | 2,412,273 |
| | <u>676,734</u> | <u>412,296</u> | <u>8,809,476</u> | <u>2,923,744</u> |

13. FINANCE COSTS

| | Unaudited | | Unaudited | |
|---|---------------------------------------|------------------|-------------------------------------|------------------|
| | Three-month period ended 30.6.2021 | 30.6.2020 | Six-month period ended 30.6.2021 | 30.6.2020 |
| | KHR'000 | KHR'000 | KHR'000 | KHR'000 |
| Interest expense on borrowings | 1,587,705 | 1,207,401 | 3,052,487 | 2,320,301 |
| Unrealised foreign exchange loss on borrowings | 5,592,078 | 4,367,330 | 5,592,078 | 4,834,535 |
| Interest capitalised on qualifying assets | (1,295,668) | (880,517) | (2,461,593) | (1,645,317) |
| | <u>5,884,115</u> | <u>4,694,214</u> | <u>6,182,972</u> | <u>5,509,519</u> |

14. INCOME TAX

Income tax expense is recognised at an amount determined by multiplying the profit before tax for the interim reporting period by management's best estimate of the weighted-average annual income tax rate expected for the full financial year, adjusted for the tax effect of certain items recognised in full in the interim period. As such, the effective tax rate for the annual financial statements may differ from management's estimate of the effective tax rate for the annual financial statements.

PPWSA's effective tax rate for the quarter and six-month period ended 30 June 2021 was 27% (quarter and six-month period ended 30 June 2020: 24%). The change in effective tax rate was mainly contributed by the recognition of deferred tax liabilities in the quarter and six-month period ended 30 June 2021.

PHNOM PENH WATER SUPPLY AUTHORITY
(Incorporated in Cambodia)

**NOTES TO THE CONDENSED INTERIM FINANCIAL INFORMATION
FOR THE QUARTER AND SIX-MONTH PERIOD ENDED 30 JUNE 2021 (CONTINUED)**

15. DIVIDEND

| | Unaudited | |
|--|---|---|
| | Six-months period ended | |
| | 30.6.2021 | 30.6.2020 |
| | KHR'000 | KHR'000 |
| Recognised during the financial period | | |
| Dividend for the financial period ended 31 March of KHR262 per ordinary share | 22,786,965 | - |
| Dividend for the financial period ended 30 June of KHR230 per ordinary share | - | 20,003,827 |
| | <u> </u> | <u> </u> |

16. RELATED PARTY TRANSACTIONS

PPWSA has the following significant transactions with related parties:

(a) Government-related entities

Government-linked corporations are related to PPWSA by virtue of the substantial shareholdings of Ministry of Economy and Finance ("MoEF"). Entities directly controlled by the Government are collectively referred to as government-related entities to PPWSA.

The Government and bodies controlled or jointly controlled by the Government of Cambodia are related parties to PPWSA. PPWSA enter into transactions with many of these bodies, which include but are not limited to purchasing of goods, including use of public utilities and amenities, and the placing of bank deposits.

All the transactions entered into by PPWSA with the government-related entities are conducted in the ordinary course of PPWSA's businesses on negotiated terms or terms comparable to those with other entities that are not government-related, except otherwise disclosed elsewhere in the condensed interim financial information.

PPWSA is principally involved in the process and distribution of water as part of its ordinary operations. These services are carried out generally on commercial terms that are consistently applied to all customers. These transactions have been established on terms and conditions that are not materially different from those obtainable in transactions with unrelated parties.

Apart from the individually significant transactions and balances as disclosed elsewhere in the condensed interim financial information, PPWSA have collectively, but not individually significant transactions with related parties.

PHNOM PENH WATER SUPPLY AUTHORITY
(Incorporated in Cambodia)

**NOTES TO THE CONDENSED INTERIM FINANCIAL INFORMATION
FOR THE QUARTER AND SIX-MONTH PERIOD ENDED 30 JUNE 2021 (CONTINUED)**

16. RELATED PARTY TRANSACTIONS (CONTINUED)

- (b) Key management personnel compensation

Total key management personnel compensation is analysed as below:

| | Unaudited | |
|-----------------------------|-------------------------|-----------|
| | Six-months period ended | |
| | 30.6.2021 | 30.6.2020 |
| | KHR'000 | KHR'000 |
| Salaries and other expenses | 1,132,839 | 1,175,218 |

17. FINANCIAL RISK MANAGEMENT OBJECTIVES AND POLICIES

The financial risk management objective of PPWSA is to optimise value creation for its shareholders whilst minimising the potential adverse impact arising from volatility of the financial markets.

The Board of Directors are responsible for setting the objectives and underlying principles of financial risk management of PPWSA. The management then establishes the detailed policies such as authority levels, oversight responsibilities, risk identification and measurement and exposure limits in accordance with the objectives and underlying principles approved by the Board of Directors.

- (a) Credit risk

Credit risk is the risk of financial loss to PPWSA if a counter party to financial instrument fails to perform as contracted. PPWSA is mainly exposed to credit risk from credit sales. It is PPWSA policy to monitor for financial standing of these counter parties on an ongoing basis to ensure that PPWSA is exposed to minimal credit risk.

PPWSA's primary exposure to credit risk arises through its trade receivables from its customers. The credit period is one months and PPWSA seeks to maintain strict control over its outstanding receivables to minimise the credit risk. Overdue balances are reviewed regularly by management.

- (b) Liquidity and cash flow risk

Liquidity and cash flow risk arises from PPWSA's management of working capital. It is the risk that PPWSA will encounter difficulty in meeting its financial obligations when due.

PPWSA actively manages its debt maturity profile, operating cash flows and the availability of funding so as to ensure that all operating, investing and financing needs are met. In liquidity risk management strategy, PPWSA maintains a level of cash and cash equivalents deemed adequate to finance PPWSA's activities.

PHNOM PENH WATER SUPPLY AUTHORITY
(Incorporated in Cambodia)

**NOTES TO THE CONDENSED INTERIM FINANCIAL INFORMATION
FOR THE QUARTER AND THREE-MONTH PERIOD ENDED 31 MARCH 2021 (CONTINUED)**

17. FINANCIAL RISK MANAGEMENT OBJECTIVES AND POLICIES (CONTINUED)

(c) Interest rate risk

Interest rate risk is the risk that the fair value or future cash flows of the financial instruments of PPWSA would fluctuate because of changes in market interest rates.

The exposure of PPWSA to interest rate risks arises primarily from borrowings. PPWSA manages its interest rate exposure by closely monitoring the debt market and where necessary, maintaining a prudent mix of fixed and floating rate borrowings. PPWSA does not use derivative financial instruments to hedge any debt obligations.

18. CAPITAL COMMITMENTS

At the end of the current financial quarter, PPWSA has commitment on capital expenditure in respect of:

| | Unaudited | |
|---|------------------------|-------------|
| | Six-month period ended | |
| | 30.6.2021 | 30.6.2020 |
| | KHR'000 | KHR'000 |
| Construction of water treatment plant | 555,812,218 | 487,052,382 |
| Consultation services | 144,437 | 13,804,500 |
| Purchase of iron pipes, fitting and accessories | 1,059 | 1,061 |
| | 555,957,714 | 500,857,943 |

During the quarter and six-month period ended 30 June 2021, PPWSA discovered that the commitments disclosed in the condensed interim financial information for the quarter and three-month period ended 31 March 2021 had been erroneously reported. The following summarises the impacts on the condensed interim financial information for the quarter and three-month period ended 31 March 2021:

| | Unaudited | | |
|---|--|---------------|-------------|
| | Quarter and three-month period ended 31.3.2021 | | |
| | As previously reported | Adjustments | As restated |
| | KHR'000 | KHR'000 | KHR'000 |
| Construction of water treatment plant | 528,515,547 | 143,065,265 | 671,580,812 |
| Purchase of iron pipes, fitting and accessories | 141,048,268 | (141,047,216) | 1,052 |
| | 669,563,815 | 2,018,049 | 671,581,864 |

PHNOM PENH WATER SUPPLY AUTHORITY
(Incorporated in Cambodia)

**NOTES TO THE CONDENSED INTERIM FINANCIAL INFORMATION
FOR THE QUARTER AND THREE-MONTH PERIOD ENDED 31 MARCH 2021 (CONTINUED)**

19. SEGMENTAL REPORTING

Segmental reporting is not presented as PPWSA is principally engaged in the processing and distribution water for general used by the public in the city of Phnom Penh and the provision of other related services, which are substantially within a single business segment and this is consistent with the current practice of its internal reporting. PPWSA operates in Cambodia.

20. COMPARATIVE FIGURES

Certain comparative figures have been reclassified to conform to current period's presentation.

21. AUTHORISATION OF FINANCIAL STATEMENTS

The condensed interim financial information of PPWSA for the quarter and six-month period ended 30 June 2021 were authorised for issue by the Board of Directors on 30 August 2021.

Registration No. Co.0839 Et/2012

**REPORT ON THE REVIEW OF CONDENSED INTERIM FINANCIAL INFORMATION
TO THE MEMBERS OF PHNOM PENH WATER SUPPLY AUTHORITY
(Incorporated in Cambodia)**

Introduction

We have reviewed the accompanying condensed interim statement of financial position of Phnom Penh Water Supply Authority ("PPWSA") as at 30 June 2021 and the related condensed interim statement of profit or loss and other comprehensive income, condensed interim statement of changes in equity and condensed interim statement of cash flows for the quarter and six-month period then ended, and notes to the condensed interim financial information (collectively referred to as "condensed interim financial information of PPWSA"). The directors of PPWSA are responsible for the preparation and fair presentation of the condensed interim financial information of PPWSA in accordance with the Cambodian International Accounting Standard ("CIAS") 34 *Interim Financial Reporting*. Our responsibility is to express a conclusion on the condensed interim financial information of PPWSA based on our review.

Scope of review

We conducted our review in accordance with International Standard on Review Engagements 2410 *Review of Interim Financial Information Performed by the Independent Auditor of the Entity* ("ISRE 2410"). A review of condensed interim financial information consists of making inquiries, primarily of persons responsible for financial and accounting matters, and applying analytical procedures and other review procedures. A review is substantially less in scope than an audit conducted in accordance with the Cambodian International Standards on Auditing and consequently does not enable us to obtain assurance that we would become aware of all significant matters that might be identified in an audit. Accordingly, we do not express an opinion.

Conclusion

Based on our review, nothing has come to our attention that causes us to believe that the accompanying condensed interim financial information of PPWSA are not presented fairly, in all material respects, in accordance with Cambodian International Accounting Standard 34 *Interim Financial Reporting*.

Registration No. Co.0839 Et/2012

**REPORT ON THE REVIEW OF CONDENSED INTERIM FINANCIAL INFORMATION
TO THE MEMBERS OF PHNOM PENH WATER SUPPLY AUTHORITY (CONTINUED)**
(Incorporated in Cambodia)

Other Matter

The financial statements of PPWSA for the financial year ended 31 December 2020 and the condensed interim financial information of PPWSA for the quarter and six-month period ended 30 June 2020 were audited and reviewed by another firm of certified public accountants whose report dated 24 March 2021 and 13 August 2020 expressed an unmodified opinion and unmodified conclusion, on those financial statements and condensed interim financial information respectively.



Baker Tilly (Cambodia) Co., Ltd.
Certified Public Accountants



Tan Khee Meng
Certified Public Accountant

Phnom Penh, Kingdom of Cambodia

Date: 30 August 2021

PART4.- Management's Discussion and Analysis

A. Overview of operations

1- Revenue analysis

PPWSA generates revenues from three main sources – water sales, construction service fees and other incomes.

- **Water sales revenue** is sourced from water consumption – domestic/households, commercial and industrial, administrative, rented rooms, and wholesalers. This revenue is reported net of discounts, allowances and credits and is recognized based on the volume of water supplied to the customers. Water bills are issued every two months.
- **Construction service revenue** is sourced from the fees of construction services related to the expansion of distribution network PPWSA constructs for a construction company.
- **Other revenues/incomes** are sourced from water meter maintenance charge, sales of water connection materials, penalty charges for unauthorized water use, and others.
 - **Water meter maintenance revenue** is generated from the monthly meter maintenance charge on a basis of KHR50 per 1mm of water meter diameter. This revenue is used to cover the cost of future replacement of water meters for the customers.
 - **Plumbing material sales revenue** is generated from the sale of water meters, pipes and fittings.
 - **Penalty fees** is a revenue generated from penalties for customers' late payments penalties and illegal connections.
 - - **Other revenues** are generated from contributions by commercial and industrial customers for installing special network connections into their properties and fees earned for collection of sewerage maintenance charges on behalf of Phnom Penh Municipality.

➤ The period ended 30 June 2021 compared to the period ended 30 June 2020

| | Second Quarter 2021 (KHR'000) | Second Quarter 2020 (KHR'000) | Changes (KHR'000/Percent) | |
|----------------|-------------------------------------|-------------------------------------|------------------------------|-------|
| Total revenues | 77,181,395 | 75,245,090 | 1,936,305 | 2.57% |

Total revenue increased by KHR 1,936,305,000 or 2.57%, from KHR 75,245,090,000 for the period ended 2020 to KHR 77,181,395,000 for the period ended 2021. This increase due to an increase in the other income by KHR 3,199,437,000 or 128.52%.

2- Revenue analysis by segment

The analyses of PPWSA's revenues by segment are shown as below

| | Second Quarter 2021 (KHR'000) | | Second Quarter 2020 (KHR'000) | |
|---------------------------------|-------------------------------------|--------|-------------------------------------|--------|
| ចំណូលថ្លៃលក់ទឹក | 66,431,633 | 86.07% | 67,117,431 | 89.20% |
| ចំណូលពីសេវាកម្មសាងសង់ | 5,060,797 | 6.56% | 5,474,382 | 7.28% |
| ចំណូលពីការប្តូររូបិយប័ណ្ណ-សុទ្ធ | 0 | 0.00% | 163,749 | 0.22% |
| ចំណូលផ្សេងៗ | 5,688,965 | 7.37% | 2,489,528 | 3.31% |

A. Overview of operations (con't)

2- Revenue analysis by segment (con't)

The following are the only analyses of significant revenue streams by segment:

➤ The period ended 30 June 2021 compared to the period ended 30 June 2020

| | Second Quarter 2021 | | Second Quarter 2020 | | Changes | | |
|---------------------------------------|-----------------------------|---------------------|-----------------------------|---------------------|-----------------------------|---------------------|---------------|
| | Volume (M ³) | Amount (KHR'000) | Volume (M ³) | Amount (KHR'000) | Volume (M ³) | Amount (KHR'000) | Amount (%) |
| Water Sales-Household | 25,919,605 | 26,224,046 | 24,332,252 | 26,224,046 | 1,587,353 | 112,865 | 0.43% |
| Water Sales-Commercial | 17,076,828 | 28,835,079 | 18,678,384 | 30,045,541 | (1,601,556) | (1,210,462) | (4.03%) |
| Water Sale-Administrative Institution | 2,633,870 | 6,584,675 | 2,355,079 | 5,767,926 | 278,791 | 816,749 | 14.16% |

- Revenue from household sales

Revenue increased by KHR 112,865,000 or 0.43%, from KHR 26,224,046,000 for the period ended 2020 to KHR 26,224,046,000 for the period ended 2021 due to and increase in number of customer by 11,309 connections, from 328,175 to 339,484 connections.

- Revenue from commercial and industrial sales

Revenue decreased by KHR 1,210,462,000 or 4.03%, from KHR 30,045,541,000 for the period ended 2020 to KHR 28,835,079,000 for the period ended 2021 due to average tariff decreased by 32.68 Riels/m³ of 1,721.23 Riels/m³ to 1,688.55 Riels/m³.

- Revenue from government institution sales

Revenue increased by KHR 816,749,000 or 14.16%, from KHR 5,767,926,000 for the period ended 2020 to KHR 6,584,675,000 for the period ended 2021 due to and increase in number of customers by 52 connections, from 733 to 785 connections.

A. Overview of operations (con't)

3- Gross profit margin analysis

PPWSA prepared and presented its income statements by nature, without showing gross profit. However, this presentation enables discussions and analyzes on the operating profit which is calculated by subtracting operating expenses from total income.

Details of the operating expenses will be discussed in Item "A.4" below.

4- Profit before tax

Profit before tax is derived from the subtraction of operating expenses from the gross revenues and net finance income (expenses). In discussing and analyzing the operating expenses, we considered the total expenses as follows.

➤ The period ended 30 June 2021 compared to the period ended 30 June 2020

| | Second Quarter 2021 (KHR'000) | Second Quarter 2020 (KHR'000) | Changes (KHR'000/Percent) | |
|--|-------------------------------------|-------------------------------------|------------------------------|---------|
| Total revenues | 77,181,395 | 75,245,090 | 1,936,305 | 2.57% |
| Depreciation and amortisation charges | (13,511,711) | (12,759,361) | (752,350) | 5.90% |
| Electricity costs | (8,866,191) | (9,142,887) | 276,696 | (3.03%) |
| Employee benefits expense | (16,828,458) | (14,537,907) | (2,290,551) | 15.76% |
| Raw materials for water treatment | (1,626,417) | (1,708,814) | 82,397 | (4.82%) |
| Construction service expenses | (3,942,690) | (3,722,274) | (220,416) | 5.92% |
| Finance income | 676,734 | 412,296 | 264,438 | 64.14% |
| Finance costs | (5,884,115) | (4,694,214) | (1,189,901) | 25.35% |
| Profit before tax | 22,493,736 | 22,576,813 | (83,077) | (0.37%) |

PPWSA earned profit before tax of KHR 22,493,736,000 for the period ended 2021 and KHR 22,576,813,000 for the period ended 2020, representing an decrease of KHR 83,077,000 or 0.37%. The decrease in profit before tax was primary due to the increase in total revenues only by KHR 1,936,305,000 or 2.57% but an increase in finance cost-net by KHR 925,463,000 or 21.61% compared with the period ended 30 June 2021.

A. Overview of operations (con't)

5- Profit for the financial year

Under the Law on Commercial Enterprises, in the context of duties and taxes, PPWSA had to pay annual taxes at the rate of 20%. This 20% tax is calculated by applying the 20% tax rate on the taxable profit.

➤ The period ended 30 June 2021 compared to the period ended 30 June 2020

| | Second Quarter 2021 (KHR'000) | Second Quarter 2020 (KHR'000) | Changes (KHR'000/Percent) | |
|---|-------------------------------------|-------------------------------------|------------------------------|----------|
| Profit before tax (a) | 22,493,736 | 22,576,813 | (83,077) | (0.37%) |
| Tax expense (b) | (5,682,962) | (6,755,564) | 1,072,602 | (15.88%) |
| Profit for the financial year | 16,810,774 | 15,821,249 | 989,525 | 6.25% |
| Total comprehensive income for the financial year | 16,810,774 | 15,821,249 | 989,525 | 6.25% |
| Effective tax reate (b)/(a) | 25.26% | 29.92% | | |

PPWSA earned profit for the financial period of KHR 16,810,774,000 in second quarter of 2021 and KHR 15,821,249,000 in second quarter of 2020, representing an increase of KHR 989,525,000 or 6.25%. The increase in profit for the financial year was due to the increase in operating profit by KHR 842,386,000 or 3.14%.

6- Analysis of factors and trends analysis affecting financial conditions and results

All the past profits as well as its year-on-year growth were generated due to the following contributory factors:

- **NRW rate:** PPWSA utilized an effective mechanism to reduce NRW to 11.42% in this quarter. It is a critical factor enabling PPWSA to ensure its financial viability and sustainable enterprise development.
- **Increase in customer base:** To generate revenues from water sales, PPWSA increased its customer base, expanding its service coverage to unserved areas by filling up its coverage with distribution network in Phnom Penh and its surroundings areas, in particular, the economically potential ones.
- **Increase in average water tariff:** Finding new commercial and industrial customers increased PPWSA's average water tariff because the tariff for this customer category is higher than that of other customer categories.
- **Operating expenses management:** PPWSA managed these expenses, especially the electricity consumption cost which is huge and significant in the water treatment process, through the introduction of new technologies such as variable speed distribution pumps. In 2012, PPWSA started using low-cost raw materials for water treatment efficiency – Poly Aluminium Chloride (PAC) instead of alum.
- **Strict practices in procurement process:** The Authority has strictly adhered to applicable laws, regulation and other guidelines in relation to the procurement process for purchases of pipelines, material and raw materials. This process is

transparency and encourages market price competition, which allows the Authority to make low cost purchases, without neglecting quality.

- **Collection ratio:** This rate not only gave PPWSA high liquidity but also adequate capability to use the working capital effectively.
- **Cash management:** With the above high collection ratio, PPWSA was capable enough to manage its cash efficiently. With this, PPWSA reserved cash as working capital for 2-3 months, and invested available cash in short-term fixed deposits at commercial banks with high interest rates. PPWSA also scrutinize risks and benefits associated with the high interest rates.
- **Selection of low-rate financiers:** Due to the increasing water demand, PPWSA is in need of finance for its investment projects, such as construction of WTPs, and laying of transmission and distribution pipes. PPWSA has sought international development partners such as AFD to get the low interest rate financing.
- **Economic situation:** Changes in economic circumstances impacted on the average monthly water consumption per connection, which led to fluctuations in the average water tariff.

B. Significant Factors Affecting Profit

1- Demand and supply conditions analysis

According to a study on water demand against the population growth in Phnom Penh due to the expansion of its surrounding areas, PPWSA will construct additional water treatment plants in 2 phases at Bakheng. The investment project for Bakheng WTP Phase 1, with a production capacity of 195,000m³/day, is scheduled to be put into operation in 2022. Bakheng WTP Phase 2 will be constructed soon after 2021, with additional production capacity of 195,000m³/day to meet the clean water demand from 2025 onwards.

2- Variations in prices of raw materials analysis

Variation in prices of raw materials for water treatment might slightly affect the production cost because the portion of this cost is not higher than 10% of the operating expenses. However, PPWSA adhered very strictly to the procurement procedures to ensure the conformity of raw material prices to market prices, and this procedure allows PPWSA to obtain low competitive prices.

3- Tax analysis

Under the Law on Commercial Enterprises, in the context of duties and taxes, PPWSA is obliged to pay duties and taxes as stipulated in the existing laws and regulations. PPWSA is required to pay taxes under the real regime tax system and is a large taxpayer determined by General Department of Taxation.

4- Exceptional and extraordinary items analysis

At the end of the period ended 30 June 2021, the management learned that PPWSA did not have any exceptional and extraordinary items.

C- Material changes in sales and revenues

PPWSA's main revenues are the sales of safe water which is a basic need of Phnom Penh residents. The water sales represented more than 80% of gross revenue in 2020. PPWSA is also the monopoly water supplier in Phnom Penh and its outskirts. Revenues may grow, subject to the demography including the enlargement of Phnom Penh capital and the migration of provincial residents to Phnom Penh.

D- Impact of foreign exchange, interest rates and commodity prices

D.1- Impact of exchange rate

The Authority maintains its accounting records in functional currency – “Cambodian Riel (KHR)”. All transactions carried out in foreign currencies must be converted into Cambodian Riel based on the average exchange rate on the transaction date. Gain or loss arising from the translation and the settlement of assets and liabilities denominated in foreign currencies into Riel is recognized in the comprehensive income statement.

D.2- Impact of interest rates

D.2.1- Impact of interest rate on interest income

Due to the absence of currency market in Cambodia, PPWSA could afford only short-term investments in one-year fixed deposits at local commercial banks.

D.2.2- Impact of interest rate on interest expense

PPWSA has had two financing sources with floating and fixed interest rates. The fixed-rate financing was received via MEF from ADB at the interest rate of 1.65% per annum, and from JICA at the interest rate of 0.66% per annum. The floating-rate loan is received directly from AFD at the interest rate of 6-month EURIBOR - 1.35%. The interest rate must range from 0.25% to 5.21% per annum.

D.2.3- Impact of raw materials prices

Through PPWSA's procurement procedure in compliance with the existing laws and regulations, as well as other guidelines, the Authority has to sign contracts with material and raw material suppliers at a competitive price or negotiable price. Despite of fluctuation, raw material for clean water treatment accounts for relatively small portion of operating expense in each year. Management believes fluctuation of this amount does not seriously affect the financial situation of the Authority .

E- Impact of inflation

PPWSA's water tariff remained unchanged from 2001 to 2019. To adjust to the variations in inflation, PPWSA has been implementing the revised tariff since 1 January 2020, and maintained better financial stability.

F- Economic / Fiscal / Monetary Policies of the Royal Government

PPWSA's business was influenced by a number of the government policies such as:

- **Water tariff:** As clean water is the vital need for the population in Phnom Penh, its tariff is set by the government.
- **Service coverage expansion:** Further expansion of the water service coverage is restricted due to PPWSA's mission that allows water production and distribution to the public in Phnom Penh only. This restriction is stipulated in Sub-decree No. 52 ANKR.BK, dated 19 December 1996, on the Establishment of PPWSA.
- **Enlargement of Phnom Penh area:** The Royal Government had a policy to enlarge Phnom Penh area by integrating 20 additional communes into Phnom Penh, that expanded PPWSA service coverage.
- **Immovable property tax policy:** Ministry of Economy and Finance (MEF) has put into force PRAKAS No. 493 សហវិ.ប្រកាស, dated 19 July 2010, on Immovable Property Tax Collection. PPWSA's immovable properties are used to process the water treatment facilities, and tax-exempt according to MEF's Notification No. 006 សហវិ.អ ពជី, dated 18 May 2011.

PART 5.- Other Necessary Information for Investor Protection

In the second quarter of 2021, PPWSA did not have any other necessary information to be disclosed.

SIGNATURE OF DIRECTORES OF PHNOM PENH WATER SUPPLY AUTHORITY

Phnom Penh, 30 August 2021

Read and Approved

Signature

Oum Sotha

Chairman of the Board

Phnom Penh, 30 August 2021

Read and Approved

Signature

Sim Sitha

Director



PHNOM PENH WATER SUPPLY AUTHORITY (PPWSA)



: +855(23) 724 046



: ir@ppwsa.com.kh



: WWW.PPWSA.COM.KH

#45, St, 106 Sangkat Shras Chork, Khan Doun Penh, Phnom Penh